



**floorwise**

Uniclass	E485		EPIC
L53611			
C/SFB	(43)	T	

January 2018

# profile portfolio

**wiseup@**  
[www.floorwise.co.uk](http://www.floorwise.co.uk)

# profiles portfolio

**Providing that finishing touch  
for all types of floorcoverings.**

Floorwise profiles are made to the highest standards. Crafted from premium quality metals, our profiles are easy to handle and deliver longer lasting use.

Wrapped in protective film to keep damage and unsightly scratches at bay, Floorwise profiles are packed to arrive in perfect condition.



**Max: page 3**

Where strength and rigidity are a must make sure it's the Max.

**Max Reflections: pages 4-5**

Give your room the ultimate makeover and co-ordinate with metallic fixtures and fittings using Max Reflections.

**Classic Profile Range: pages 6-9**

A precision blend of performance and value, the Classic Profile Range includes some of the best selling profiles for carpet and vinyl floorcoverings.

**Zenith Range: pages 10-13**

Beautifully finished profiles for resilient floorcoverings, the extensive range includes the Stick & Go profiles, speeding up installations saving you time and money.

**Flexible PVC profiles: pages 14-15**

A range of quality PVC profiles in a variety of colours that can be laid straight or easily curved on site.

the **max** profile range

max **Reflections** profile range

the **Classic** profile range

the **Zenith** profile range

**FlexiblePVC**  
floor profiles

# max profile range

Premium heavy-duty metals mark out the **Max range** to bring complete peace of mind in domestic and commercial applications. Where strength and rigidity are key, **make sure it's the Max** – for profiles that will stand the test of time!

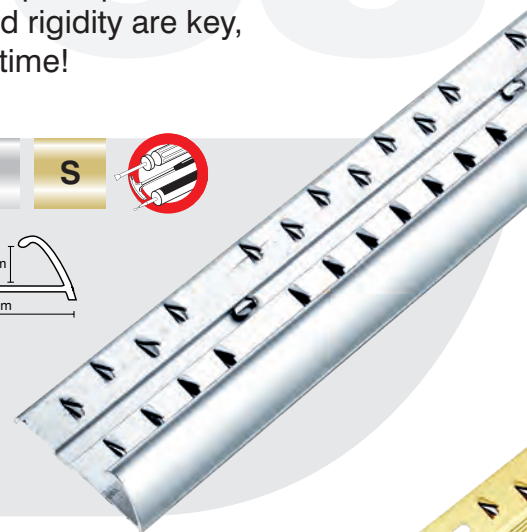
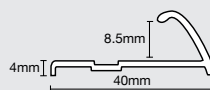
## 214 Single Edge Raised Base – Super Max Duty



Cat. No. **214A** Polished Aluminium  
**214S** Simbrass

	Profile length 2.7m
214A	✓
214S	✓
Tube size: 15 x 2.7m lengths = <b>40.5m</b>	

With its highly polished finish, this profile provides a neat, attractive edging at doorways and other unprotected edges of carpets that abut vinyl or linoleum. The raised base accommodates thicker underlays.



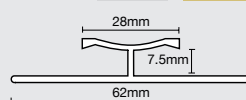
## 223 Dual Edge – Super Max Duty



Cat. No. **223A** Polished Aluminium  
**223S** Simbrass

	Profile length 2.7m
223A	✓
223S	✓
Tube size: 9 x 2.7m lengths = <b>24.3m</b>	

This highly polished profile is a super heavy weight, providing a neat, attractive and very robust join between two carpets.



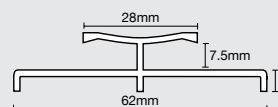
## 224 Dual Edge Raised Base – Super Max Duty



Cat. No. **224A** Polished Aluminium  
**224S** Simbrass

	Profile length 2.7m
224A	✓
224S	✓
Tube size: 9 x 2.7m lengths = <b>24.3m</b>	

This highly polished profile is a super heavy weight. Similar to 223 but with a raised base to accommodate thicker underlays.




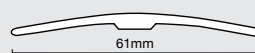
## 236 Extra Wide Cover Strip 61mm (approx. 2<sup>3</sup>/<sub>8</sub>"



Cat. No. **236A** Polished Aluminium  
**236S** Simbrass

	Profile length 2.7m
236A	✓
236S	✓
Tube size: 15 x 2.7m lengths = <b>40.5m</b>	

This highly-polished section gives extra coverage and protection to joins between edges on a variety of floor coverings. With an attractive yet practical fluted surface, this profile is drilled and counter-sunk and comes complete with fixing screws.



# max Reflections profile range

## 217 Single Edge (Carpet Edging Strip)

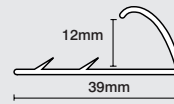
Cat. No.

**217C** Chrome

**217BSN** Brushed Steel Nickel

A neat, attractive and robust edging at doorways and other unprotected edges of carpet.

	Profile length	
	0.9m	2.7m
217C	✓	✓
217BSN	✓	✓
Box/Tube size: <b>13.5m</b>		



## 235 Dual Edge (Carpet to Carpet)

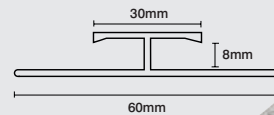
Cat. No.

**235C** Chrome

**235BSN** Brushed Steel Nickel

A neat, attractive and very robust join between two carpets.

	Profile length	
	0.9m	2.7m
235C	✓	✓
235BSN	✓	✓
Box/Tube size: <b>13.5m</b>		



## 248 Z Edge - Adjustable up to 9mm (Carpet to Wood/Laminate/Ceramics)

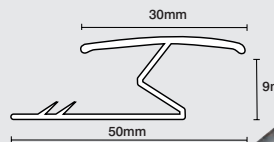
Cat. No.

**238C** Chrome

**248BSN** Brushed Steel Nickel

A versatile and robust profile to join carpet to a variety of floorcoverings. The top can be adjusted to accommodate surfaces of different heights up to 10mm.

	Profile length	
	0.9m	2.7m
248C	✓	✓
248BSN	✓	✓
Box/Tube size: <b>13.5m</b>		



## 252 Stick Down Cover Strip (Universal)

Cat. No.

**252CA** Chrome

**252BSNA** Brushed Steel Nickel

This versatile cover strip can be used to conceal and protect joints and expansion gaps between all types of wood, laminate and resilient floor coverings.







	Profile length	
	0.9m	2.7m
252CA	✓	✓
252BSNA	✓	✓
Box/Tube size: <b>13.5m</b>		



Give your room the **ultimate makeover** with **max reflections** from Floorwise. Coordinate with other metallic fixtures and fittings.

**Packing**

Box: 15 x 0.9m lengths = **13.5m** Tube: 5 x 2.7m lengths = **13.5m**



Coordinate with your other **metallic** fixtures + fittings!



**251 2-in-1 Stick Down Ramp Edge / Cover Strip (0-6mm)**

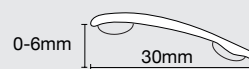


Cat. No.

**251CA Chrome**

**251BSNA Brushed Steel Nickel**

<b>Profile length</b>	2.7m
251CA	✓
251BSNA	✓
<b>Box/Tube size:</b>	<b>13.5m</b>



This 2-in-1 Stick Down Ramp Edge & Cover Strip is used to conceal and protect joins for wood, laminate, LVT and resilient floorcoverings with a height variation between 0 and 6mm.



**253 2-in-1 Stick Down Ramp Edge / Cover Strip (0-12mm)**



Cat. No.

**253CA Chrome**

**253BSNA Brushed Steel Nickel**

<b>Profile length</b>	2.7m
253CA	✓
253BSNA	✓
<b>Box/Tube size:</b>	<b>13.5m</b>



This 2-in-1 Stick Down Ramp Edge & Cover Strip is used to conceal and protect joins for wood, laminate, LVT and resilient floorcoverings with a height variation between 0 and 12mm.



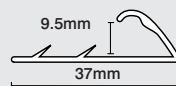
# Classic profile range

## 211 Single Edge

Cat. No. **211A** Polished Aluminium  
**211S** Simbrass

With a highly polished finish, this profile provides a neat, attractive edging at doorways and other unprotected edges of carpets that abut vinyl or linoleum,

	Profile length
	0.9m 2.7m
211A	✓ ✓
211S	✓ ✓
Box/Tube size: <b>40.5m</b>	

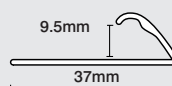



## 213 Single Edge Unpunched

Cat. No. **213A** Polished Aluminium

The same profile as 211, but unpunched.

	Profile length
	2.7m
213A	✓
Tube size: <b>40.5m</b>	


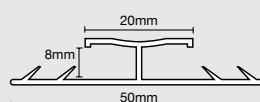


## 220 Dual Edge

Cat. No. **220A** Polished Aluminium  
**220S** Simbrass

With a highly polished and part fluted surface, this profile provides a neat, attractive and robust join between two carpets

	Profile length
	0.9m 2.7m
220A	✓ ✓
220S	✓ ✓
Box/Tube size: <b>40.5m</b>	

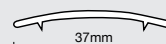


## 230 Carpet Cover Strip 1½" (37mm)

Cat. No. **230A** Polished Aluminium  
**230S** Simbrass

With a highly polished and part fluted surface this section conceals and protects the join between carpet edges. Drilled and countersunk it comes complete with fixing screws and is suitable for all types of carpet.

	Profile length
	0.9m 2.7m
230A	✓ ✓
230S	✓ ✓
Box/Tube size: <b>40.5m</b>	



The **Classic Range** is precision-engineered to exacting standards. With more metal for your money, Floorwise premium quality profiles are durable, easier to handle and finished to perfection.

**Packing**


**Box:** 45 x 0.9m lengths = **40.5m** **Tube:** 15 x 2.7m lengths = **40.5m**  
 Other lengths may be available upon request.

**231 Cover Strip** 1" (25mm)

Cat. No. **231A** Polished Aluminium

The cover strip conceals and protects joints between all types, and thickness, of resilient floor covering. With a polished surface the section is drilled and countersunk and comes complete with fixing screws.

	Profile length	
	0.9m	2.7m
231A	✓	✓
Box/Tube size: <b>40.5m</b>		




**232 Cover Strip** 1½" (37mm)

Cat. No. **232A** Polished Aluminium  
**232S** Simbrass

Similar to 230 this highly polished and part fluted profile conceals and protects the join between a wide variety of floorcoverings. Drilled and countersunk it comes complete with fixing screws.

	Profile length	
	0.9m	2.7m
232A	✓	✓
232S	✓	✓
Box/Tube size: <b>40.5m</b>		




**233 Lino Edge Small** 4mm

Cat. No. **233A** Polished Aluminium  
**233S** Simbrass

Designed to protect the edges of resilient floor coverings with a thickness of 4mm, the highly polished section is countersunk and comes complete with fixing screws.

	Profile length	
	0.9m	2.7m
233A	✓	✓
233S	✓	✓
Box/Tube size: <b>40.5m</b>		




**234 Lino Edge Medium** 6mm

Cat. No. **234A** Polished Aluminium  
**234S** Simbrass

Similar to 233 but to accommodate grades of resilient floor coverings with a thickness of 5mm. Again these highly polished sections are drilled, countersunk and come complete with screws.

	Profile length	
	0.9m	2.7m
234A	✓	✓
234S	✓	✓
Box/Tube size: <b>40.5m</b>		



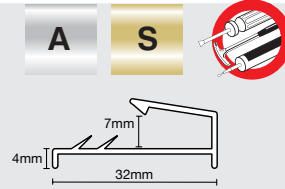
# Classic profile range

## 240 Square Edge Raised Base

Cat. No. **240A** Polished Aluminium  
**240S** Simbrass

A versatile section that can be used as a carpet capping edge, a finish to open plan areas, and edge to access panels and ceramic floors. With its reeded surface, the section will retain its appearance even after heavy wear.

<b>Profile length</b>	2.7m
240A	✓
240S	✓
<b>Tube size:</b>	<b>40.5m</b>


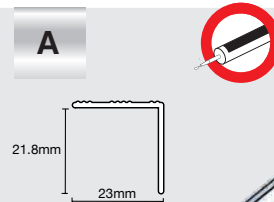


## 241 Angle/Mat Edge 23mm

Cat. No. **241A** Polished Aluminium

This small angled section is highly polished with a fluting to the upper surface. Suitable for a variety of applications that require a right angled finish. This profile is NOT pre-drilled but can be fitted using one of our Floor-Fix adhesives (F577 or F579).

<b>Profile length</b>	2.7m
241A	✓
<b>Tube size:</b>	<b>40.5m</b>

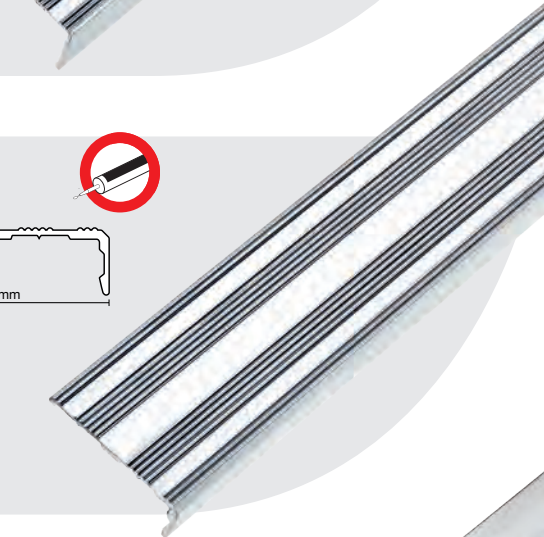
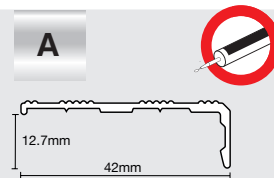


## 242 Stair/Matwell Edge 42mm

Cat. No. **242A** Polished Aluminium

This reeded profile provides a robust anti-slip edging. It is suitable for stairs, matwells and other installations that require a heavy duty right-angled finish. This item is not pre-drilled but can be fitted using one of our Floor-Fix adhesives (F577 or F579).

<b>Profile length</b>	2.7m
242A	✓
<b>Tube size:</b>	<b>40.5m</b>

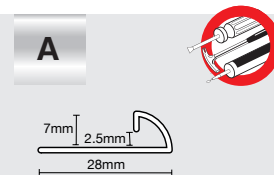


## 243 Carpet Tile Edge Unpunched

Cat. No. **243A** Polished Aluminium

With a highly polished finish, this profile provides a neat, attractive edging at doorways and other unprotected edges of carpets that abut vinyl or linoleum,

<b>Profile length</b>	2.7m
243A	✓
<b>Tube size:</b>	<b>40.5m</b>





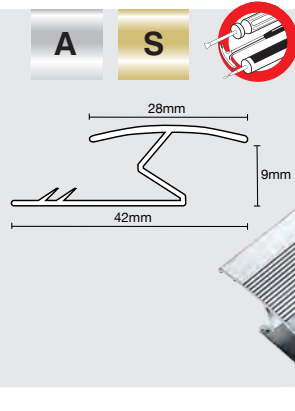
**Packing** Unless otherwise stated  
**Box:** 45 x 0.9m lengths = **40.5m** **Tube:** 15 x 2.7m lengths = **40.5m**  
 Other lengths may be available upon request.

## 245 Z Edge Adjustable Height up to 9mm

Cat. No. **245A** Polished Aluminium  
**245S** Simbrass

This highly polished section is versatile and can be used to join carpets with a variety of floor coverings. The top can be adjusted to accommodate surfaces of different heights up to 9mm.

	Profile length	
	0.9m	2.7m
245A	✓	✓
245S	✓	✓
Box/Tube size: <b>40.5m</b>		

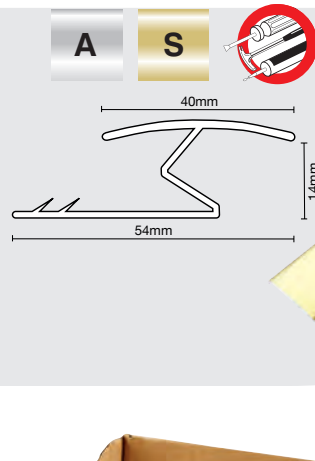


## 246 Z Edge Adjustable Height up to 14mm

Cat. No. **246A** Polished Aluminium  
**246S** Simbrass

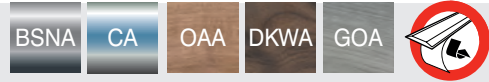
This highly polished section is versatile and can be used to join carpets with a variety of floor coverings. The top can be adjusted to accommodate surfaces of different heights up to 15mm.

	Profile length	
	0.9m	2.7m
246A		✓
246S		✓
Tube size: 10 x 2.7m lengths = <b>27m</b>		



# Zenith profile range

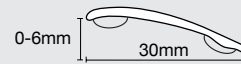
## 251 2 in 1 Stick Down Ramp Edge/ Cover Strip (0-6mm)



Cat. No: **251BSNA** Brushed Steel Nickel  
**251CA** Chrome  
**251OAA** Oak  
**251DKWA** Dark Walnut  
**251GOA** Grey Oak

	Profile length 2.7m
251BSNA	✓
251CA	✓
251OAA	✓
251DKWA	✓
251GOA	✓

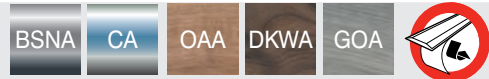
Tube size: 5 x  
2.7m lengths = **13.5m**



This 2-in-1 Stick Down Ramp Edge & Cover Strip is used to conceal and protect joints for wood, laminate, LVT and resilient floorcoverings with a height variation between 0 and 6mm.



## 253 2 in 1 Stick Down Ramp Edge/ Cover Strip (0-12mm)





Cat. No: **253BSNA** Brushed Steel Nickel  
**253CA** Chrome  
**253OAA** Oak  
**253DKWA** Dark Walnut  
**253GOA** Grey Oak

	Profile length 2.7m
253BSNA	✓
253CA	✓
253OAA	✓
253DKWA	✓
253GOA	✓

Tube size: 5 x  
2.7m lengths = **13.5m**



This 2-in-1 Stick Down Ramp Edge & Cover Strip is used to conceal and protect joints for wood, laminate, LVT and resilient floorcoverings with a height variation between 0 and 12mm.



### Packing

Tube: 5 x 2.7m lengths = **13.5m** (251 & 253)  
 Tube: 10 x 2.7m lengths = **27m** (277 & 287)

Tube: 15 x 2.7m lengths = **40.5m** (245 only)  
 Other lengths may be available upon request

A choice of many profiles and finishes in the **Zenith range** makes it easy to find the ideal match to Wood, Laminate & LVT flooring. The range is available in a variety of sizes and heights, which delivers a neat, attractive and robust finish.


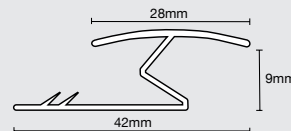
The Stick Down range is a must for the professional fitter, cutting down installation time by up to 80% against slower drill and fix methods. Simply cut to size, peel back the tape to reveal the extra strong adhesive and then just **Stick & Go**.

## 245 Z Edge – Adjustable height up to 9mm

Cat. No: **245MG** Matt Gold  
**245MS** Matt Silver

Profile length 2.7m	
245MG	✓
245MS	✓
Tube size: 15 x 2.7m lengths = <b>40.5m</b>	

This versatile section is used to join carpets with a variety of floor coverings. The top can be adjusted to accommodate surfaces of different heights up to 9mm.


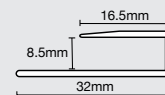


## 277 Square Edge 8mm

Cat. No: **277MG** Matt Gold  
**277MS** Matt Silver

Profile length 2.7m	
277MG	✓
277MS	✓
Tube size: 10 x 2.7m lengths = <b>27m</b>	

Ideal as a capping edge, a finish to open plan areas, or edging to access panels and ceramic floors. To accommodate flooring up to 8mm thickness.

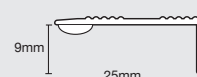


## 287 Stick Down Edge 9mm

Cat. No: **287MGA** Matt Gold  
**287MSA** Matt Silver  
**287OAA** Oak  
**287DKWA** Dark Walnut  
**287GOA** Grey Oak

Profile length 2.7m	
287MGA	✓
287MSA	✓
287OAA	✓
287DKWA	✓
287GOA	✓
Tube Size: 10 x 2.7m lengths = <b>27m</b>	

A versatile section which can be used as a capping edge around the room. Also useful around fireplaces and as a finish to open plan areas or as an edge to matwells and access panels.



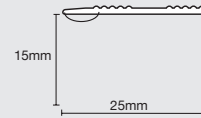
# Zenith profile range

## 288 Stick Down Edge 15mm

Cat. No: **288MGA** Matt Gold  
**288MSA** Matt Silver

A versatile section which can be used as a capping edge around the room. Also useful around fireplaces and as a finish to open plan areas or as an edge to matwells and Access panels. For use with wood or laminate with underlay.

Profile length 2.7m	
288MGA	✓
288MSA	✓
Tube Size: 10 x 2.7m lengths = <b>27m</b>	

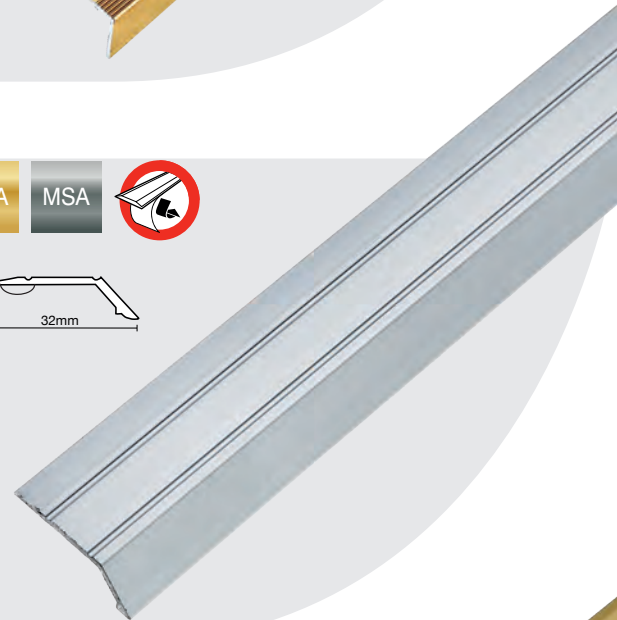
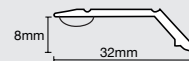


## 289 Stick Down Sloping Edge 8mm

Cat. No: **289MGA** Matt Gold  
**289MSA** Matt Silver

The Sloping Edge is a transitional profile and protects the edges of floor coverings up to a height of 8mm. With a diminishing sloping edge, the profile provides a ramp down to the adjacent floor covering.

Profile length 2.7m	
289MGA	✓
289MSA	✓
Tube Size: 10 x 2.7m lengths = <b>27m</b>	


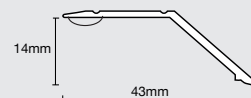


## 290 Stick Down Sloping Edge 14mm

Cat. No: **290MGA** Matt Gold  
**290MSA** Matt Silver

As **289**, but for use with 14mm wood or laminate on underlay.

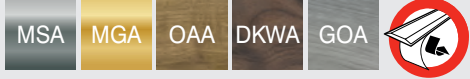
Profile length 2.7m	
290MGA	✓
290MSA	✓
Tube Size: 10 x 2.7m lengths = <b>27m</b>	



A choice of many profiles and finishes in the **Zenith range** makes it easy to find the ideal match to Wood, Laminate & LVT flooring. The range is available in a variety of sizes and heights, which delivers a neat, attractive and robust finish.

The Stick Down range is a must for the professional fitter, cutting down installation time by up to 80% against slower drill and fix methods. Simply cut to size, peel back the tape to reveal the extra strong adhesive and then just **Stick & Go**.

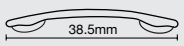
## 291 Stick Down Cover Strip



- Cat. No: **291MGA** Matt Gold
- 291MSA** Matt Silver
- 291OAA** Oak
- 291DKWA** Dark Walnut
- 291GOA** Grey Oak

Profile length	
2.7m	
291MGA	✓
291MSA	✓
291OAA	✓
291DKWA	✓
291GOA	✓

Tube Size: 10 x  
2.7m lengths = **27m**



The versatile cover strip can be used to conceal and protect joins and expansion gaps between all types of wood, laminate and resilient floor coverings.



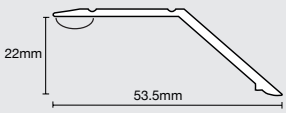
## 292 Stick Down Sloping Edge 22mm




Cat. No: **292MSA** Matt Silver

Profile length	
2.7m	
292MSA	✓

Tube Size: 10 x  
2.7m lengths = **27m**



The Sloping Edge is a transitional profile for use with wood flooring or on engineered wood with underlay. With a diminishing sloping edge, the profile provides a ramp down to the adjacent floor covering.



# FlexiblePVC floor profiles

## 8770 Dual Edge

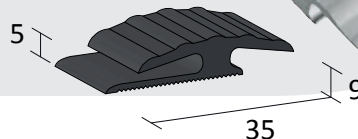
BLK WHT CLG CHAR DBR



- Cat. No. **8770 BLK** Black
- 8770 WHT** White
- 8770 CLG** Cloud Grey
- 8770 CHAR** Charcoal
- 8770 DBR** Dark Brown

Profile length 2m	
8770	✓
Box size: 25 x 2m lengths = <b>50m</b>	

Finishing profiles for joints between floorcoverings. Can be easily curved on site.



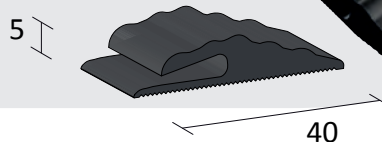
## 8772 Ramp Edge

BLK WHT CLG CHAR DBR



- Cat. No. **8772 BLK** Black
- 8772 WHT** White
- 8772 CLG** Cloud Grey
- 8772 CHAR** Charcoal
- 8772 DBR** Dark Brown

Profile length 2m	
8772	✓
Box size: 25 x 2m lengths = <b>50m</b>	



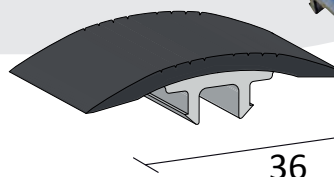
## 8775 Cover Strip

BLK LIG FLI REG PEA SPR

- Cat. No. **8775 BLK** Black
- 8775 LIG** Light Grey
- 8775 FLI** Flint
- 8775 REG** Regency
- 8775 PEA** Peat
- 8775 SPR** Spruce Green

Profile length 2.75m	
8775	✓
Box size: 10 x 2.75m lengths = <b>27.5m</b>	

Finishing profiles for joints between floorcoverings. Can be easily curved on site.



# Profiles

A range of **Flexible PVC** transition profiles in a variety of colours that can be laid straight or easily curved on site.

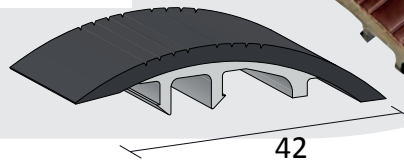
## 8780 Ramp Edge

- BLK
- LIG
- FLI
- REG
- PEA
- SPR

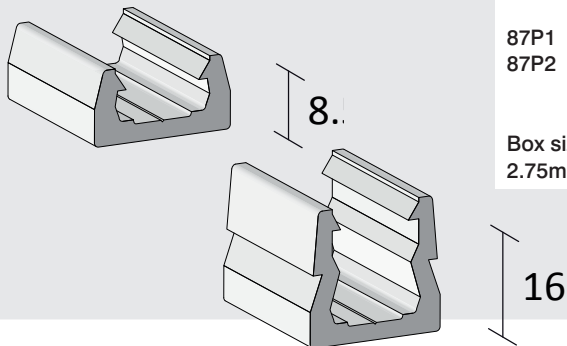
- Cat. No. **8780 BLK** Black
- 8780 LIG** Light Grey
- 8780 FLI** Flint
- 8780 REG** Regency
- 8780 PEA** Peat
- 8780 SPR** Spruce Green

Profile length 2.75m	
8780	✓
Box size: 10 x 2.75m lengths = <b>27.5m</b>	

This flexible profile provides a neat ramp down to the adjacent floor. The profile can be curved to follow the shape of the floor

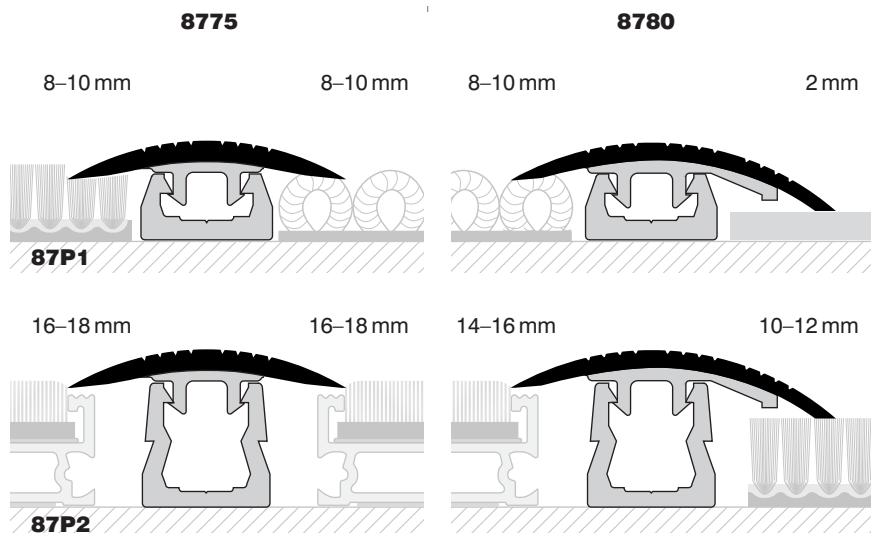


## 87P1 & 87P2 Base Channel



Profile length 2.75m	
87P1	✓
87P2	✓
Box size: 10 x 2.75m lengths = <b>27.5m</b>	

## 8775 & 8780 Height Variation Guide



When it comes to flooring installation, **Floorwise** is the name for **quality** and **value!**

For over 35 years Floorwise has been the number one choice for flooring professionals.

Reliable service, through an exclusive network of distributors, and the consistent quality of our products has earned Floorwise an enviable reputation.


Floorwise strives to deliver excellence in innovation too, with a continuous development program aimed at meeting the evolving needs of both consumers and the fitters alike.

for **sales** and **enquiries** contact:

## wise up to floorwise quality & value guaranteed




Floorwise offer a wide range of quality foam, rubber and felt underlays, delivering varying levels of performance & suitable for every type of carpet.



Understanding that reliability is the key, Floorwise Adhesives and have been formulated to bring consistency time after time.



Sourced from the world's best suppliers, the Floorwise Tools collection brings you the very best to make sure your high standards are upheld.



Ensuring a quality installation for each and every carpet, Floorwise Gripper is made to the highest standards.



Floorwise Stair Nosings, PVC Skirting and trims are made to deliver long lasting performance.