

Uniclass L43224 + L5391
CI/SfB (43)+(44) X
June 2016



FLOORING ACCESSORIES & ACCESS SOLUTIONS

JUNE 2016

SPECIFICATION GUIDE

QUANTUM FLOORING SOLUTIONS

Quantum Flooring Solutions' products have been specified and used on many projects both big and small, national and international. For more international case studies see page 65. They have a variety of flagship projects to their name, these include:

St Thomas's Hospital, London



Etihad Stadium, Manchester



The Titanic Museum, Belfast



Scottish National Gallery of Modern Art, Edinburgh



The Leeds Arena



Cardiff University



Stanstead Airport, London




Alder Hey Hospital, Liverpool



Normandy Barrière Hotel, France



The Leadenhall Building, London



CONTENTS

SECTION 1 – Introduction

Why Quantum Flooring Solutions?	2	How to Specify Safe Stairs	8
Quantum Profile Systems Ltd	3	LRVs & Colour Options	9
Stairway Specification & Building Regulations	4–5	Specification Support	10
How to Specify the Correct Stair Nosing	6–7		

SECTION 2 – STAIRS: Stair Nosings (Stair Edging)

Technical Information	13	Flexible PVC Stair Nosings	28–29
Q-Range Stair Nosings	14–17	Ecoglo Stair Nosings	30
S-Range Stair Nosings	18–21	Stair Edging Trims & Treadsteps	31
H-Range Stair Nosings	22–25	Fabrication & Finishes	32
Z-Range Stair Nosings	26–27	Stair Nosing Measuring & Fitting	33–34

SECTION 3 – WALLS: Accessories, Skirting, Cap & Cove

Wet Room Accessories Solution	37	Corner Profiles	43
Sit-On Skirtings	38–39	Cove Formers & Capping Strips	44–45
Set-In Skirtings	40–41	Quantum Floormitres Cove & Cap Solution	46
Flat Skirtings & Buffer Strips	42–43		

SECTION 4 – FLOORS: Transitions, Tactiles & Entrance Matting

Transition Specification	49	Floor Trims ‘Topline’	54–56
Ramp Trims	50–51	Tactiles	57
Bevel Strips	50–51	Entrance Matting	58–59
Cover Joints, Trims & Thresholds	52–53		

SECTION 5 – Appendix

Access Experts	60	International & Export	65
A Helping Hand	61	Packing Specifications	66
Testing	62	Example Product Specification Statements	67
Sustainability	63	Subject Index	68
Sector Solutions	64	Product Index	69

WHY QUANTUM FLOORING SOLUTIONS?

It is a name you can trust. Quantum Flooring Solutions is a leader in the flooring accessories' market and offers a complete range of products that help to make stairs safe (Stair Nosings and Edgings), give a clean finish to floors at wall junctions (Skirtings and Cappings) and cover for neat joints in floorcoverings (Trims, Edgings and Transitions).

Quantum Flooring Solutions is accredited with:

ISO14001

A commitment to environmental protection



ISO9001

A commitment to continually improve the manufacturing process



And supports:

NBS BIM

The first flooring accessories manufacturer to have BIM Models



NBS Plus

All products can be specified through NBS Plus



CFA

Membership of the only trade body representing the contract flooring market



UK Slip Resistance Group

Working to improve everyday safety on floors and stairs



And offers:

A 10 year warranty

Providing peace of mind for your projects, subject to project application.





Quantum Flooring Solutions is part of a larger family. Established 50 years ago, PVC extrusion company Quantum Profile Systems Ltd (QPSL) is a leading manufacturer of specialist building products promoted under the following brand names.



Quantum Flooring Solutions offers a comprehensive range of high performance flooring accessories for use in a variety of contract building applications.



The Dacatie range of original insulated cavity closers, frame formers and DPCs, offers a solution to closing cavities around window and door reveals.



Qwood offers a unique solution to overcome issues associated with the use of timber. It is a specialised timber composite that does not warp or rot and can be handled using standard wood working tools and techniques.



QLean Solutions is a flexible and innovative approach to the supply of bespoke profiles harnessing the Lean principles employed at QPSL.

LEAN MANUFACTURING

Lean manufacturing is the systematic method of eliminating waste within the manufacturing process. All employees at QPSL will always look for better ways of providing value and eliminating waste. QPSL is always “Learning to be Leaner”. QPSL embraces five core Lean principles:

1. To **Create Value** as our customers see it.
2. To **Improve Value Stream** to do things that create value for our customers.
3. To **Generate Flow** to eliminate job queues.
4. To allow **Customer Pull** to make and deliver what the customer wants, when they want it.
5. To **Strive for Perfection** and never to be satisfied.

SPECIALIST FLOORING & BUILDING SOLUTIONS

Where required QPSL offers building products which meet with the latest Building Regulations and BSi Guidelines. The supply of these products is backed up by expert technical and commercial support, which is based on the combination of knowledge from a strong manufacturing heritage and the application of the latest Lean production principles.

The business employs a Quality Management System (QMS) and is certified through ISO9001. QPSL also reinforces its environmental commitment by using recycled PVC in the production processes and operates an Environmental Management System (EMS) that is ISO14001 accredited.

STAIRWAY SPECIFICATION & BUILDING REGULATIONS

“Stairs, ladders and ramps shall be designed constructed and installed as to be safe for people moving between different levels in or about the building.”

– from Building Regulation Document K, 2013, Schedule 1

This overall statement leads to five documents, which give guidance for the design of stairs (and associated Stair Nosings) for use in buildings with public or shared use:

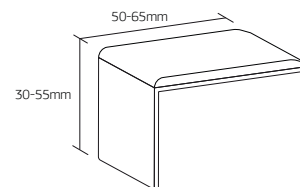
1. **Building Regulation Document K: Protection from falling**
2. **Building Regulation Document M: Access to and use of buildings**
3. **BS 8300:2009+A1:2010: Lighting of stepped access and slip resistance**
4. **BS 9266:2013: Design of accessible and adaptable general needs housing**
5. **BS 5395-1:2010: Stairs, Ladders and Walkways**
6. **Building Research Information Paper – IP15/03: Proprietary nosings for non-domestic stairs**

These documents indicate the following best practice recommendations and guidelines for Stair Nosing specification.

A. The recommended dimensions of a Stair Nosing:

BR (K&M), BS8300, BS9266 & BS5395

BR K, BS8300, BS9266 and BS5395 state the tread should measure between 50–65 mm and the riser 30–55 mm. BR K&M refer to both tread and riser as being 55mm. This apparent difference can be reconciled by specifiers and contractors since both sets of guidance are correct. The principle requirement is that the nose of a step is clearly defined, and a proprietary stair nosing with any of these dimensions can achieve this. Quantum Flooring Solutions has a wide selection of Stair Nosings which have these dimensions.



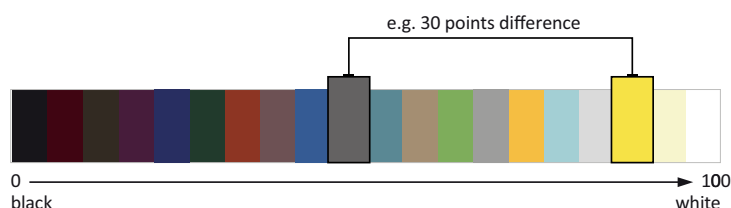
B. The recommended Light Reflectance Value (LRV) colour of a Stair Nosing:

BR (K&M), BS8300, BS9266 & BS5395

The colour of the Stair Nosing is required to differ from that of the floorcovering. Every colour has a LRV between 0 (Black) and 100 (White). There should be at least 30 points difference between the Stair Nosing LRV and the floorcovering, e.g. If the floorcovering has a LRV of 50, then the Stair Nosing should have a LRV of between 0–20 or 80–100.

This creates a 'ladder effect' which helps the partially sighted when ascending or descending stairs.

The Quantum Flooring Solutions range of tread and channel (UPVC) colours have LRVs, ranging from 5 to 81.



C. The recommended slip resistance of a Stair Nosing for the environment:

BR M, BS8300 & BS5395

The slip resistance of the tread material used in a Stair Nosing is an important element for the safety and performance of stairs. There are two traditional tests that can be carried out to determine the slip resistance of a flooring material. The pendulum test (PTV) and a surface micro roughness measurement (Rz). Either of these can be used to give an indication of the slip resistance of a material.

Quantum Flooring Solutions' PVC tread material has been laboratory tested and has a PTV reading greater than 36 and a micro roughness reading, taken off new and used treads, of >20 Rz in both wet and dry conditions. Both these results classify the PVC tread material as being of a 'low slip potential' or risk.

D. The recommended coverage of the tread material on a Stair Nosing:

IP 15/06

The tread is the surface of the Stair Nosing which receives ascending or descending footfall. The Stair Nosing tread material should extend to the front edge to the point at which it meets the vertical face to minimise the risk of a slip in descent. Every profile within the Quantum Flooring Solutions' Q-Range of Stair Nosings meets this point of guidance.

E. The recommended warning for an approaches to stairs:

BR M and BS8300

Corduroy tactiles should be installed as a hazard warning surface at the top and bottom approaches to stairs, which will warn pedestrians that they are approaching steps. Quantum Flooring Solutions offers corduroy tactile tiles in 4 different colours (see page 57).

(Note: Current best practice is that this guidance generally applies to approaches to external stairs).

F. Other considerations:

There are a number of other considerations for steps and Stair Nosings that should be born in mind when looking to create safe stairs that achieves good practice guidelines.

- I. Bull nose steps: These can create a trip hazard to partially sighted users, who use their foot to find the nose of the step in ascent.
- II. Open riser steps: These again create a trip hazard and it is not possible to get a LRV contrast on the open riser.
- III. Shiny metal Stair Nosing: These can create glare in artificial or direct sunlight.
- IV. Double channel Stair Nosings: Technically they are too wide to meet the 50–65 mm Building Regulation guidance, however, if there is a wide going on the tread and heavy foot traffic, double channel Stair Nosings can be applied as long as a clear ladder effect is still created and the stair is safe.

Throughout this guide the products that can be used to ensure best BR/BS/BRE practice can be identified by the **Building Regulations Best Practice** logo.



HOW TO SPECIFY THE CORRECT STAIR NOSING

In order to select the correct Stair Nosing for steps the following questions need to be answered:

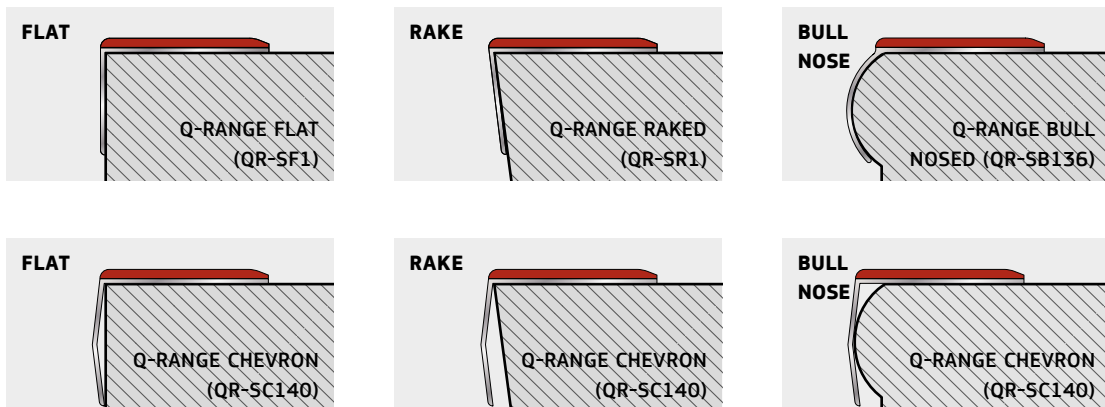
1. What floorcovering is being installed?

This will determine the gauge (thickness) of the Stair Nosing to be specified. A vinyl or lino floorcovering will require a slimmer gauge of Stair Nosing than a carpet or carpet tile. Respectively Quantum Flooring Solutions Stair Nosings designated S Range (Slenderline) and H Range (Heavy Duty) cover these differences in gauge. Within the S Ranges of Stair Nosings there are also profiles with Ramped Back (R) edges to accommodate the situations where no floorcovering is used on stairs.



2. What shape is the step on the stairs?

To narrow down the choice further the shape or profile of the nose of the steps should be identified. The main choices are Flat (Straight), Rake and Bull Nose. After the range code (i.e. S or H) the following letter will show if the Stair Nosings is Flat (F), Raked (R) or Bull Nosed (B). There is also a Chevron (C) option, which is a universal profile that will fit on most step types.



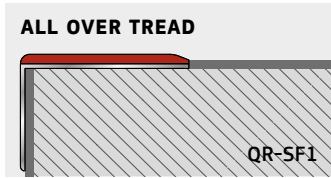
Use our product selector to help find the correct Stair Nosing

quantumprofilesystems.com/en/brands/quantum/easy-product-search

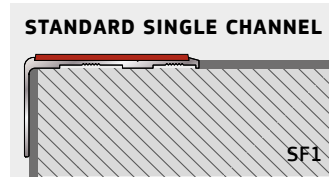


3. What Stair Nosing tread style is required?

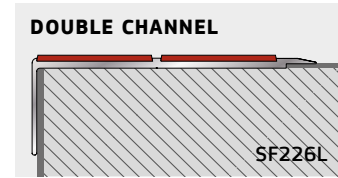
There are three tread options from which to choose:



This is the format (specified in IP15/03) where the tread material extends across the full upper surface of the Stair Nosing, which provides improved slip-resistant foot contact (particularly in decent). The Quantum Flooring Solutions' Stair Nosings in the Q-Range have a patented design (GB2479135B) that meets this guideline.



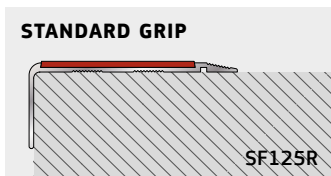
This is the industry standard all-purpose format used in light to medium foot traffic conditions.



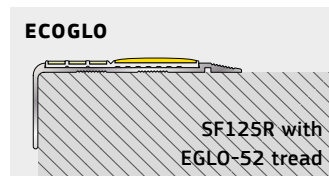
Heavily trafficked stairs with wide goings can be made safer with this option. The Stair Nosing dimensions are greater than guidelines set out in Building Regulations, however, the main criteria should be that there is a ladder effect created on the stairs and that the stair is safe.

4. What kind of environment is the Stair Nosing going to be installed in?

Quantum Flooring Solutions offers tread materials for every environment:



A specially formulated grade of PVC with good slip resistance in wet and dry conditions and long wear characteristic used for internal applications.



A heavy duty silicon carbide material with good slip resistance qualities. Internal use is an option, however it is ideally suited for external applications, and it is also available with a photoluminescent choice, which gives visibility to steps in darkened environments – internally or externally.

5. Do the stairs need to meet best practice guidelines?

If you need a Stair Nosing to meet the guidelines laid out in the section 'Stairway Specification and Building Regulations' (pages 4–5) look out for the **Building Regulations Best Practice** logo throughout this guide for Stair Nosings that meet the guidelines.



HOW TO SPECIFY SAFE STAIRS

Quantum Flooring Solutions is a member of the UK Slip Resistance Group (UKSRG), and has been involved with the development of a working paper on how to make stairs safe (which can be downloaded at quantumprofilesystems.com/uksrg).



This page gives an overview of the key areas for consideration in the specification of safe stairs:

Step Dimensions:

Consistency of step dimensions and step widths of over 300 mm will greatly increase stair safety.



Stair Nosings:

Details can be found in the 'Stairway Specification and Building Regulations' section of this document.



Handrails:

Should ideally be on both sides, between 900 to 1000 mm from the ground, continuous and offer a profile that can be 'power gripped'.



Lighting:

There should be a minimum of 100 lux of light on a stair, with switches or sensors at the top and bottom of flights.



Cleaning:

Should be conducted regularly and in line with manufacturers' guidelines.




LIGHT REFLECTANCE VALUES & COLOUR OPTIONS

Select the correct visual contrast (see page 4 for more information about LRVs).

STAIR NOSING TREAD	CHANNEL & FLEXIBLE NOSINGS	PVC ACCESSORIES	TRANSITIONS
STANDARD TREAD	UPVC CHANNEL	SKIRTINGS	TRIMS – TOPS
<ul style="list-style-type: none">  6 Claret  6 Black  10 Rustic  10 Peat  11 Dark Blue  11 Regency  11 Spruce  11 Granite  13 Poppy  15 Flint  16 Royal Blue  21 Fawn  26 Light Grey  30 Jade  49 Polar Grey  51 Ivory  52 Sky  53 Lime  56 Sun  67 Yellow  69 Photo*  81 White 	<ul style="list-style-type: none">  6 Claret  6 Black  10 Rustic  10 Peat  11 Dark Blue  11 Regency  11 Spruce  11 Granite  15 Flint  26 Light Grey  49 Polar Grey  51 Ivory  67 Yellow  81 White 	<ul style="list-style-type: none">  6 Black  7 Dark Brown  11 Regency  11 Graphite  15 Charcoal  25 Boulder  29 Cloud Grey  31 Caramel  45 Platinum Grey  51 Ivory  81 White 	<ul style="list-style-type: none">  6 Black  7 Dark Brown  10 Rustic  11 Regency  11 Spruce  15 Dark Grey  26 Light Grey
	FLEXIBLE PVC STAIR NOSINGS	CAPPING STRIPS	TRIMS / RAMPS / BEVELS
	<ul style="list-style-type: none">  6 Black  7 Dark Brown  26 Light Grey  81 White 	<ul style="list-style-type: none">  6 Black  7 Dark Brown  15 Charcoal  29 Cloud Grey  31 Caramel  81 White 	<ul style="list-style-type: none">  6 Black  7 Dark Brown  15 Charcoal  29 Cloud Grey  81 White
ECOGLO TREAD		OTHER LRVs	
<ul style="list-style-type: none">  5 Black  49 Yellow  69 Photo* 		<ul style="list-style-type: none"> 35 Standard Mill Finish Aluminium Carrier 57 Q-Range Satin Anodised Aluminium Carrier 	

KEY

 6 Black

↑ LRV ↑ Colour name / description

All LRV values have been verified by NCS UK Ltd.

* Photo = Photoluminescent

Some profile/colour combinations are subject to minimum order quantity. Please check prior to order.

SPECIFICATION SUPPORT

Quantum Flooring Solutions offers a full range of free technical support to make sure that the correct product gets used for any given project including:

Product Show Cases:

By invitation we can come to your offices and showcase our range of solutions for your needs.



RIBA CPD:

Book a CPD to be brought up-to-date with the latest rules and regulations. Quantum Flooring Solutions' CPD's are available by appointment in your office or online.



Site Surveys and Measures:

Ensure the right products at the right size are delivered to site through our FREE on-site digital measuring service. For more information, see page 33.



24 hour samples:

Request a sample by emailing: samples@quantumflooring.co.uk for a same day first class despatch.



Mobile Friendly Website:

The Quantum Flooring Solution site is accessible on all devices: quantumflooring.co.uk.



App:

Out and about? Need a quick answer? Then download the Quantum Flooring Solutions mobile app for the most up to date product information, by searching "Quantum Flooring" in either the Apple or Android app stores.



STAIR NOSINGS

STAIR NOSINGS



TECHNICAL
DATA SHEETS
DOWNLOADS



bit.ly/1NIVGlj



FITTING RECOMMENDATIONS

- » Fitting Guides are available on page 34.
- » Quantum Profile Systems Ltd does not endorse the use of any other manufacturers adhesive tape from any source for use with their stair nosing infill treads.

STAIR NOSINGS – TECHNICAL INFORMATION

Product Composition

Carrier: Aluminium alloy or uPVC

Tread: Polyvinylchloride (PVC) or Silicon Carbide

Throughout this guide the products that can be used to ensure best BR/BS/BRE practice can be identified by the **Building Regulations Best Practice** logo.



Safety Data

Please review 'Safety Data Sheet – Aluminium Stair Nosing' available at [quantumflooring.co.uk/downloads](https://www.quantumflooring.co.uk/downloads)



Slip Resistance

Treads have been tested independently by Grip Potential Ltd. Using the pendulum test (BS7976-2 Test Certificate) adhering to UKSRG, HSE and CIRIA guidelines on pedestrian slip risk assessment.

These tests confirm that all Quantum Flooring Solutions treads exceed the minimum guidelines ex-works for floorcoverings in wet and dry conditions as per BS8300:2009 and HSE Publications.


Maintenance

1. Clean aluminium carrier with a mild detergent solution then wipe with a clean dry cloth.
2. Clean tread with a mild detergent solution using a scouring pad to remove any heavy soiling. Dry off if necessary with lint free cloth. Do not open to traffic whilst wet!

Allied Products

Stair Edging Trims – pre-formed universal angles for finishing step sides on open string stairs: UTA and UTP Stair Angles (see page 30).

Nap Trims – for use in conjunction with heavy duty Stair Nosings when they are installed with thicker gauge carpets: HG1 (see page 23).



Warranty

Quantum Flooring Solutions warrants that all Stair Nosings produced and despatched from its works in Oldham, Lancashire, UK are free from material defects and are fit for purpose when fitted strictly in accordance with the manufacturer's instructions.

This warranty is applicable to Quantum Stair Nosings that have been correctly specified, installed and maintained. Company leaflets, brochures and data sheets (hard copy and online) are available, and these give details of all necessary and relevant requirements.

Generally it is expected that Stair Nosings will outlast the surrounding floorcovering used on the treads of steps. However, this warranty does not cover general wear and tear of the products that will be consistent with the foot traffic levels of the installation. Also the company will not be held liable for any damage caused by vandalism or misuse of the products arising from acts of omission, negligence or any failure by the end user.

Full terms and conditions are available on request.

Q-RANGE



THE COMPLETE STAIR NOSING SOLUTION

The Q-Range offers a selection of 21 special profiles. The unique Stair Nosing design is suitable for installation in all categories of public and commercial buildings. The new Quantum Flooring Solutions patented all over tread design, which provides a slip resistant surface from the nose to the back edge, gives the benefit of extra safety when ascending or descending stairs. Also, the satin etched aluminium riser surface provides the double benefit of being scratch resistant and it inhibits the potential for 'glare', which is one of the requirements of the latest BS8300:2008 and Building Regulation* guidelines applicable to stairs in areas of Public Access (see page 4–5 for further details).

* Building Regulation best practice solution when specified with polar grey tread material or uPVC.

SUPPORT & TECHNICAL ADVICE

- » QSMS – Quantum Specialist Measuring Service, an on-site digital measuring service for fast, FREE and accurate measurements. See page 33.
- » Step Templating and Stair Nosing fabrication service – see page 32.
PLEASE NOTE: Q-Range cannot be curved.
- » Express sample request service.
- » Technical advice on product selection and best practice fitting guidelines.
- » For more information, call **+44 (0) 161 627 4222** or try one of these:



Visit quantumflooring.co.uk for CAD drawings, Easy Product Selector and much more.



Download the FREE Quantum Flooring Solutions app for Android and iOS.

PRODUCT INFORMATION

Composition

- » PVC tread material with satin etched aluminium or uPVC riser.

Environment

- » Interior dry conditions.

Colour Range

- » Available with all Quantum Flooring Solutions' tread (infill) colours (see page 9).

Compatibility

- » Range available from no floorcovering to 7 mm carpet.

Installation

- » The product is installed using conventional methods (see page 34).
- » Can be used alongside Quantum Flooring Solutions' existing trims and angles.
- » Supported by the unique FREE QSMS measuring service (see page 33).





TECHNICAL
DATA SHEET
DOWNLOAD



bit.ly/1NiVLeQ

Q-RANGE / SLENDERLINE

CHANNEL / RISER

-  Satin anodised Aluminium
-  Unplasticised Poly-vinylchloride (uPVC)

uPVC

-  Claret
-  Black
-  Rustic
-  Peat
-  Dark Blue
-  Regency
-  Spruce
-  Granite
-  Flint
-  Light Grey
-  Polar Grey
-  Ivory
-  Yellow
-  White

TREAD

Slip Resistant PVC

-  Claret
-  Black
-  Rustic
-  Peat
-  Dark Blue
-  Regency
-  Spruce
-  Granite
-  Poppy
-  Flint
-  Royal Blue
-  Fawn
-  Light Grey
-  Jade
-  Polar Grey
-  Ivory
-  Sky
-  Lime
-  Sun
-  Yellow
-  Photoluminescent
-  White

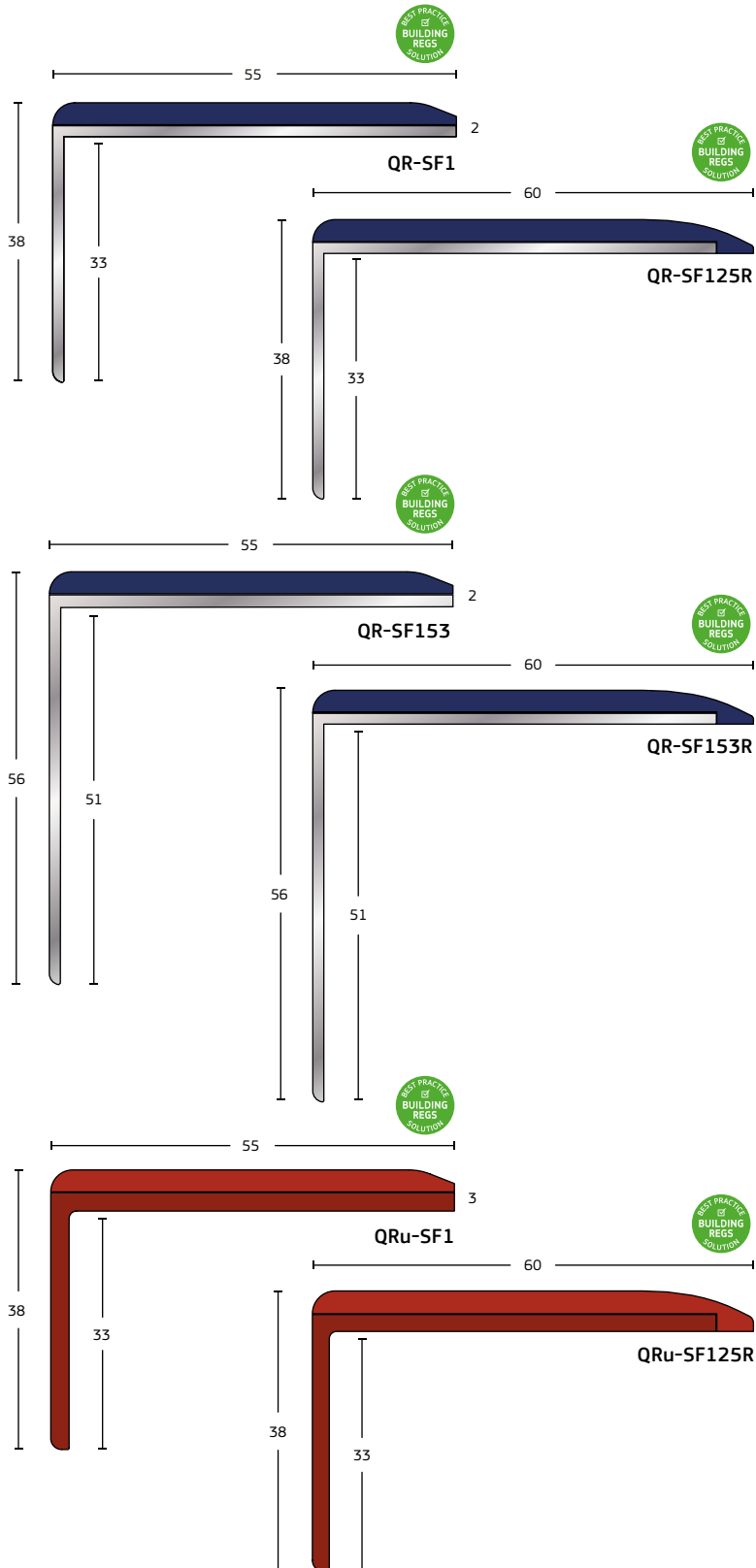
For full colour options including LRVs, see page 9.

GAUGE To fit slim gauge floorcoverings between 0–3.5 mm.

TRIMS For further information on trims see page 31.

DIMENSIONS All 2D images are to scale with dimensions in mm. Products subject to minor design alterations from time to time.

RAMPED BACK NOSINGS (R) Where a Stair Nosing is being installed directly to the step, ramp back profiles do not present a trip hazard.




Q-RANGE UK PATENT
GB24791358

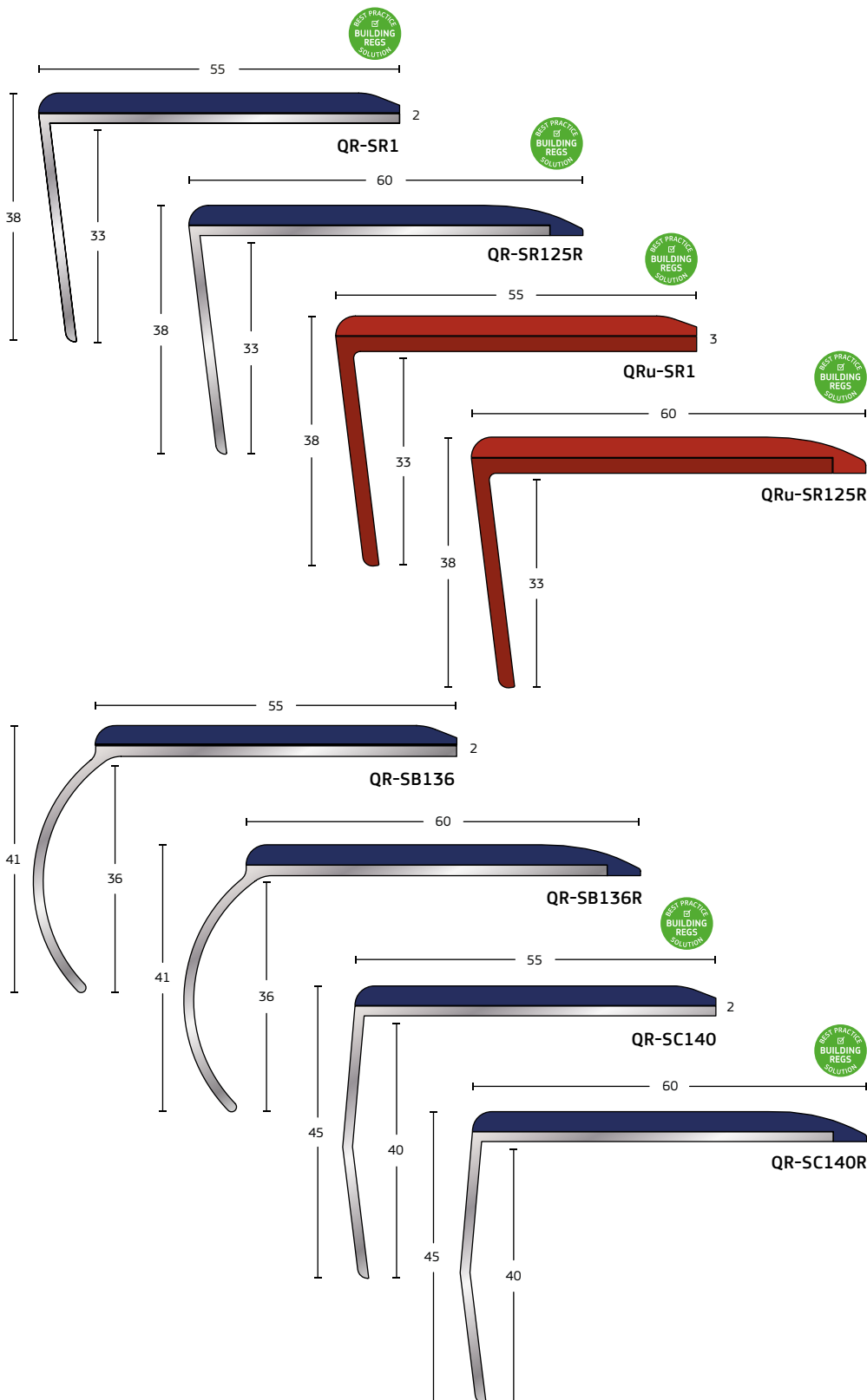
Q-RANGE / SLENDERLINE

GAUGE To fit slim gauge floorcoverings between 0–3.5 mm.

TRIMS For further information on trims see page 31.

DIMENSIONS All 2D images are to scale with dimensions in mm.
Products subject to minor design alterations from time to time

RAMPED BACK NOSINGS (R) Where a Stair Nosing is being installed directly to the step, ramp back profiles do not present a trip hazard.



CHANNEL / RISER

- Satin anodised Aluminium
- Unplasticised Polyvinylchloride (uPVC)

uPVC

- Claret
- Black
- Rustic
- Peat
- Dark Blue
- Regency
- Spruce
- Granite
- Flint
- Light Grey
- Polar Grey
- Ivory
- Yellow
- White

TREAD

Slip Resistant PVC

- Claret
- Black
- Rustic
- Peat
- Dark Blue
- Regency
- Spruce
- Granite
- Poppy
- Flint
- Royal Blue
- Fawn
- Light Grey
- Jade
- Polar Grey
- Ivory
- Sky
- Lime
- Sun
- Yellow
- Photoluminescent
- White



For full colour options including LRVs, see page 9.

i














Q-RANGE UK PATENT
GB24791358

Q-RANGE / HEAVY DUTY

CHANNEL / RISER

-  Satin anodised Aluminium
-  Unplasticised Poly-vinylchloride (uPVC)

uPVC

-  Claret
-  Black
-  Rustic
-  Peat
-  Dark Blue
-  Regency
-  Spruce
-  Granite
-  Flint
-  Light Grey
-  Polar Grey
-  Ivory
-  Yellow
-  White

TREAD

Slip Resistant PVC

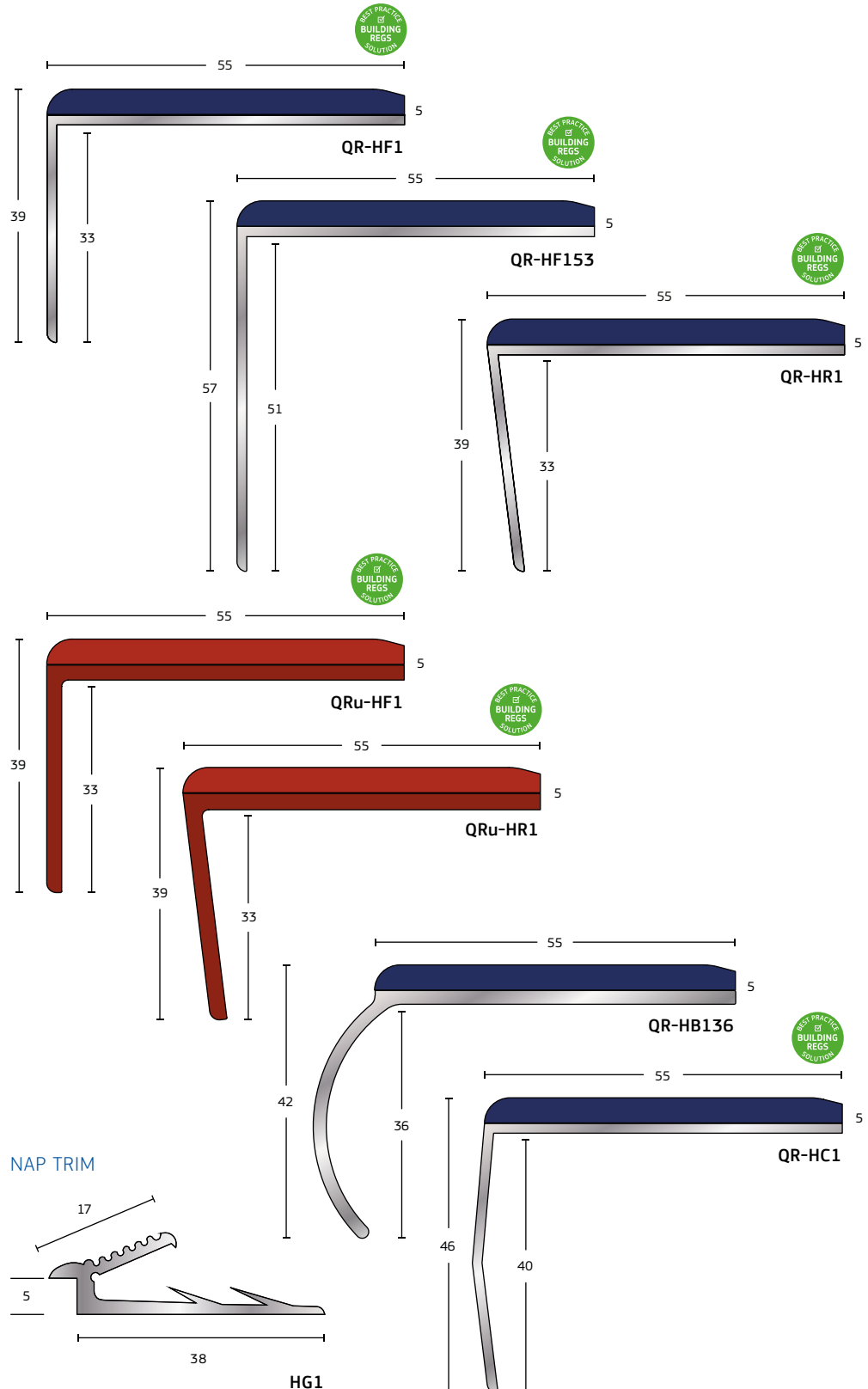
-  Claret
-  Black
-  Rustic
-  Peat
-  Dark Blue
-  Regency
-  Spruce
-  Granite
-  Poppy
-  Flint
-  Royal Blue
-  Fawn
-  Light Grey
-  Jade
-  Polar Grey
-  Ivory
-  Sky
-  Lime
-  Sun
-  Yellow
-  Photoluminescent
-  White

For full colour options including LRVs, see page 9.

GAUGE To fit textured material floorcoverings between 4–7 mm.

TRIMS For further information on trims see page 31.

DIMENSIONS All 2D images are to scale with dimensions in mm.
Products subject to minor design alterations from time to time



 Q-RANGE UK PATENT
GB24791358

S-RANGE. THE SLENDERLINE RANGE.



Durable aluminium Stair Nosings designed for use in a wide range of commercial and industrial applications where slim gauge floorcoverings such as vinyl or lino are specified. Options of lipped and ramped back edge profiles are safety features which reduce the risk of tripping – useful in educational and healthcare locations.

FEATURES & BENEFITS

Well fitted Stair Nosings make stairs safe, durable and attractive.

- › Slip resistant treads – make steps safer.
- › Used with all gauges of vinyl and lino – protects the step edge and flooring material.
- › Lipped and Ramped back edges – reduce risk of a trip hazard and lifting of flooring material.
- › Profiles for all step nose shapes – correct shape for safe installations.
- › Single or double tread channels – accommodates light or heavy foot traffic conditions.
- › Trims and special fabrications – to finish off open string or special shaped stairs (see page 32).
- › Quicksilver or anodised finishes – premium finishes for prestige installations (see page 32).
- › Different fitting options (see page 34) – easy application and secret fix (no plugs) option available.

SUPPORT & TECHNICAL ADVICE

- › QSMS – Quantum Specialist Measuring Service, an on-site digital measuring service for fast, FREE and accurate measurements. See page 33.
- › Step Templating and Stair Nosing fabrication service – for special step shapes such as curves. See page 32.
- › Express sample request service.
- › Technical advice on product selection and best practice fitting guidelines.
- › For more information, call **+44 (0) 161 627 4222** or try one of these:



Visit quantumflooring.co.uk for CAD drawings, Easy Product Selector and much more.



Download the FREE Quantum Flooring Solutions app for Android and iOS.



TECHNICAL
DATA SHEET
DOWNLOAD



bit.ly/1rsXTXt

CHANNEL

- Mill finished Aluminium

Also available where indicated in:

- Quicksilver
- Gold Anodised

TREAD

Slip-resistant PVC

- Claret
- Black
- Rustic
- Peat
- Dark Blue
- Regency
- Spruce
- Granite
- Poppy
- Flint
- Royal Blue
- Fawn
- Light Grey
- Jade
- Polar Grey
- Ivory
- Sky
- Lime
- Sun
- Yellow
- Photoluminescent
- White

ECOGLO TREAD (for more info see page 30)

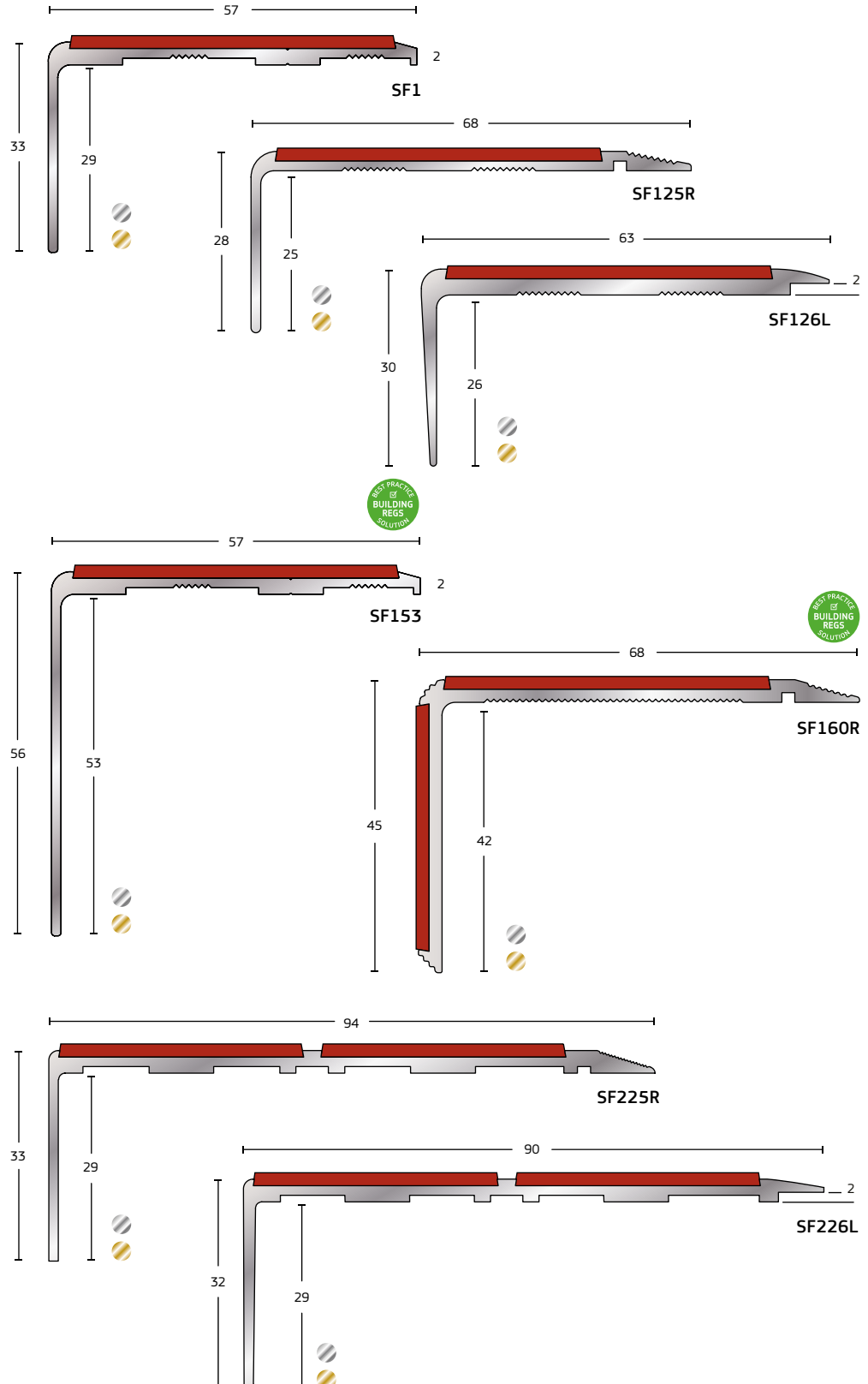
- Black
- Yellow
- Photoluminescent

For full colour options including LRVs, see page 9.

GAUGE To fit slim gauge floorcoverings between 0–3.5 mm.

TRIMS For further information on trims see page 31.

DIMENSIONS All 2D images are to scale with dimensions in mm. Products subject to minor design alterations from time to time.



i

RAMPED BACK NOSINGS (R)

Where a Stair Nosing is being installed directly to the step, ramp back profiles do not present a trip hazard.

LIPPED NOSINGS (L)

These overlap the floorcovering to prevent lifting at the back of the nosing.

S-RANGE

GAUGE To fit slim gauge floorcoverings between 0–3.5 mm.

TRIMS For further information on trims see page 31.

DIMENSIONS All 2D images are to scale with dimensions in mm. Products subject to minor design alterations from time to time.

RAMPED BACK NOSINGS (R) Where a Stair Nosing is being installed directly to the step, ramp back profiles do not present a trip hazard.

LIPPED NOSINGS (L) These overlap the floorcovering to prevent lifting at the back of the nosing.

CHANNEL

● Mill finished Aluminium

Also available where indicated in:

● Quicksilver
● Gold Anodised

TREAD

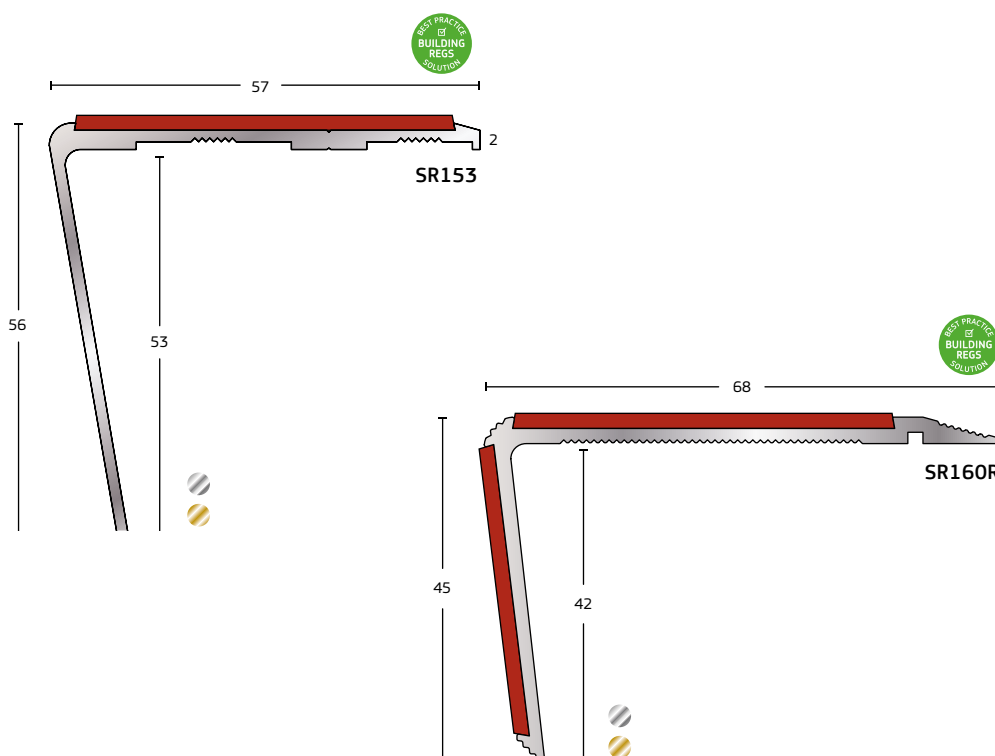
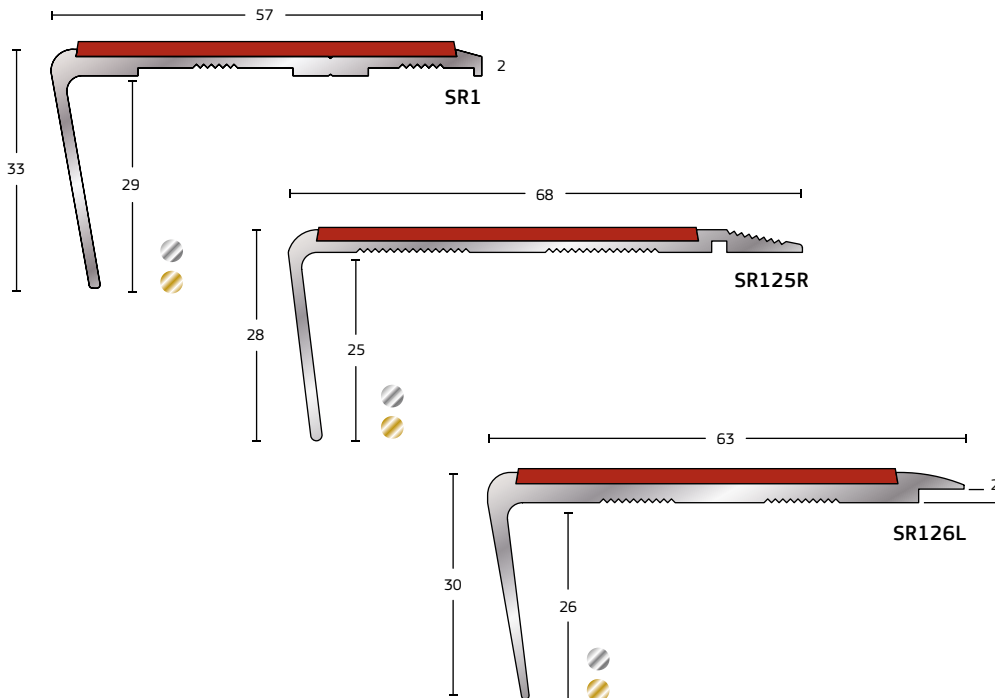
Slip-resistant PVC

- Claret
- Black
- Rustic
- Peat
- Dark Blue
- Regency
- Spruce
- Granite
- Poppy
- Flint
- Royal Blue
- Fawn
- Light Grey
- Jade
- Polar Grey
- Ivory
- Sky
- Lime
- Sun
- Yellow
- Photoluminescent
- White

ECOGLO TREAD
(for more info see page 30)


- Black
- Yellow
- Photoluminescent

For full colour options including LRVs, see page 9.





S-RANGE

CHANNEL




-  Mill finished Aluminium

Also available where indicated in:




-  Quicksilver
-  Gold Anodised

TREAD

Slip-resistant PVC

-  Claret
-  Black
-  Rustic
-  Peat
-  Dark Blue
-  Regency
-  Spruce
-  Granite
-  Poppy
-  Flint
-  Royal Blue
-  Fawn
-  Light Grey
-  Jade
-  Polar Grey
-  Ivory
-  Sky
-  Lime
-  Sun
-  Yellow
-  Photoluminescent
-  White

ECOGLO TREAD
(for more info see page 30)

-  Black
-  Yellow
-  Photoluminescent

For full colour options including LRVs, see page 9.

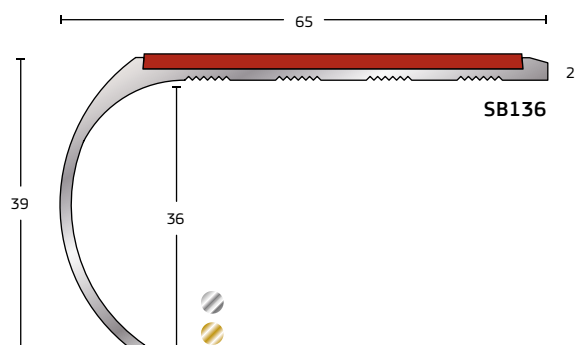
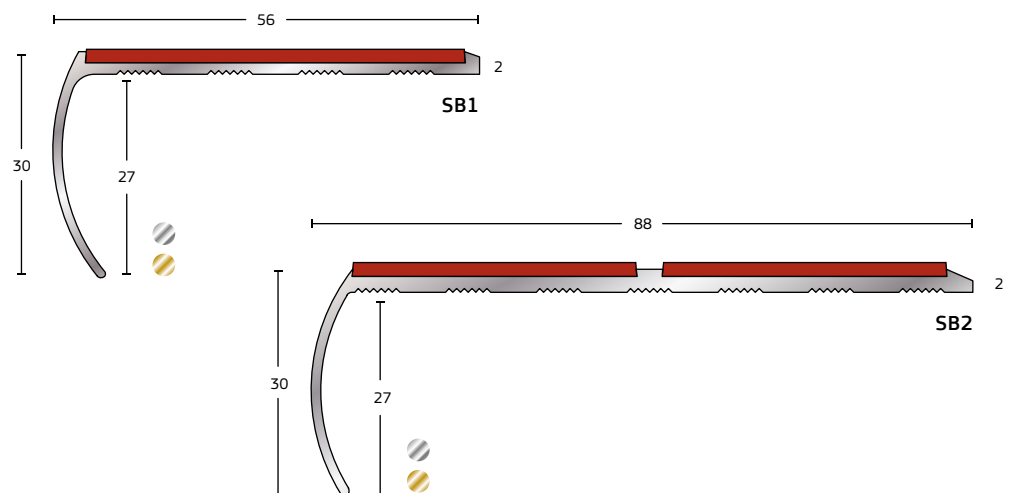
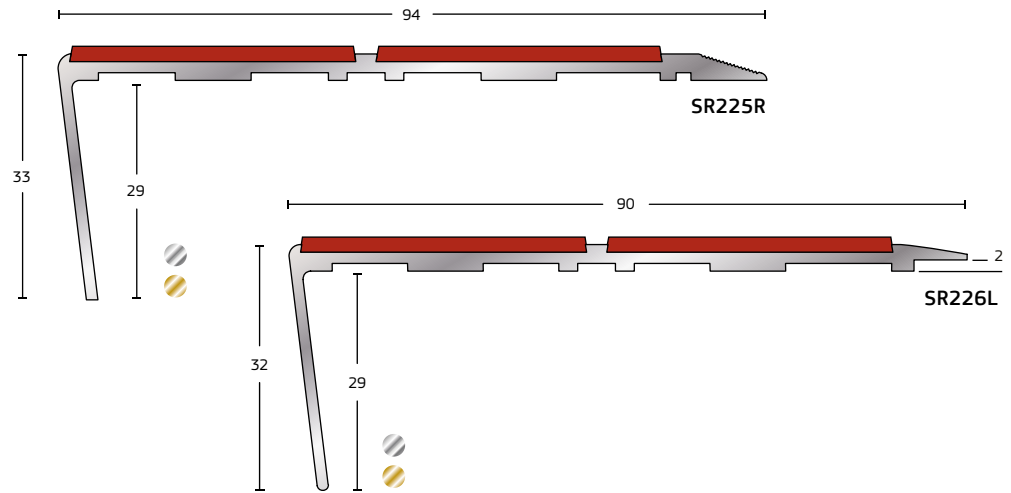
GUAGE To fit slim gauge floorcoverings between 0–3.5 mm.

TRIMS For further information on trims see page 31.


DIMENSIONS All 2D images are to scale with dimensions in mm. Products subject to minor design alterations from time to time.

RAMPED BACK NOSINGS (R) Where a Stair Nosing is being installed directly to the step, ramp back profiles do not present a trip hazard.

LIPPED NOSINGS (L) These overlap the floorcovering to prevent lifting at the back of the nosing.



H-RANGE. THE HEAVY DUTY RANGE.



Offering a thicker gauge than the S-Range, the H-Range of Stair Nosings is available with durable aluminium carrier channel options. They can be used in most commercial applications including offices, retail, leisure, education and healthcare. Their thicker gauge enables them to be fitted with a wide variety of textured floorcoverings, such as carpet and carpet tiles from most leading manufacturers.

FEATURES & BENEFITS

Well fitted Stair Nosings make stairs safe, durable and attractive.

- › Slip resistant treads – make steps safer.
- › Fits with a wide range of textured flooring – protects the step edge and flooring material.
- › Profiles for all step nose shapes – correct shape for safe installations.
- › Single or double tread channels – accommodates light or heavy foot traffic conditions.
- › Trims and special fabrications – to finish off open string or special shaped stairs (see page 31).
- › Quicksilver or anodised finishes – premium finishes for prestige installations (see page 32).
- › Different fitting options (see page 34) – easy application and secret fix (no plugs) option available.
- › Easy to clean – low maintenance.

SUPPORT & TECHNICAL ADVICE

- › QSMS – Quantum Specialist Measuring Service, an on-site digital measuring service for fast, FREE and accurate measurements. See page 33.
- › Step Templating and Stair Nosing fabrication service – for special step shapes such as curves. See page 32.
- › Express sample request service.
- › Technical advice on product selection and best practice fitting guidelines.
- › For more information, call **+44 (0) 161 627 4222** or try one of these:



Visit quantumflooring.co.uk for CAD drawings, Easy Product Selector and much more.



Download the FREE Quantum Flooring Solutions app for Android and iOS.



TECHNICAL
DATA SHEET
DOWNLOAD



bit.ly/1rsXUKY

CHANNEL

- Mill finished Aluminium

Also available where indicated in:

- Quicksilver
- Gold Anodised

TREAD

Slip-resistant PVC

- Claret
- Black
- Rustic
- Peat
- Dark Blue
- Regency
- Spruce
- Granite
- Poppy
- Flint
- Royal Blue
- Fawn
- Light Grey
- Jade
- Polar Grey
- Ivory
- Sky
- Lime
- Sun
- Yellow
- Photoluminescent
- White

ECOGLO TREAD (for more info see page 30)

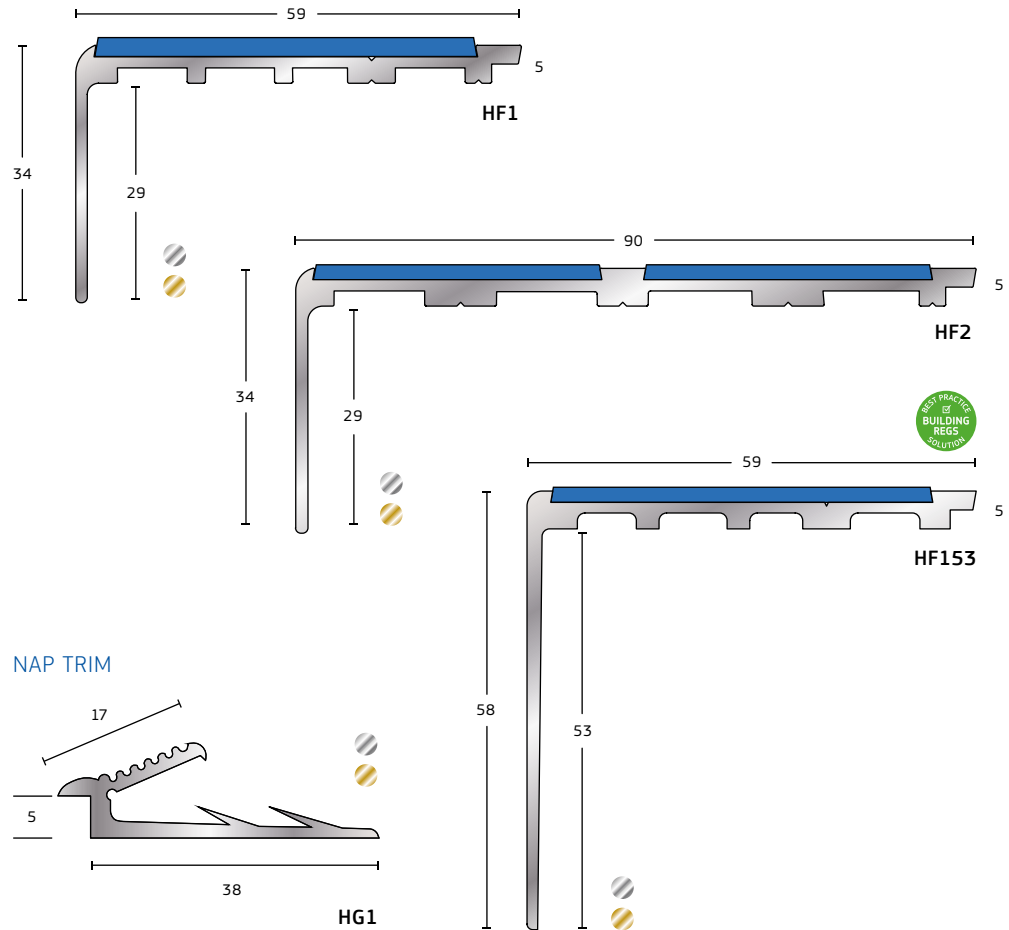
- Black
- Yellow
- Photoluminescent

For full colour options including LRVs, see page 9.

GAUGE To fit textured floorcoverings between 4–9 mm.

TRIMS For further information on trims see page 31.


DIMENSIONS All 2D images are to scale with dimensions in mm. Products subject to minor design alterations from time to time.



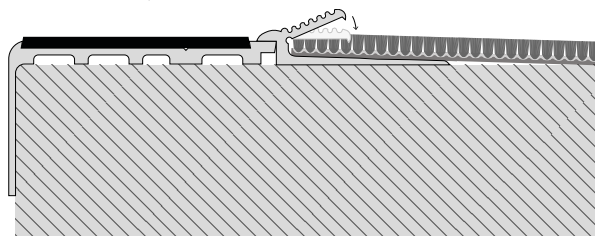
NAP TRIMS

Quantum Flooring Solutions offers Nap Trims (HG1) for use in conjunction with heavy duty Stair Nosings when they are installed with thicker gauge carpets e.g. Axminster. The trims are fitted to the back edge of the nosing and secure the carpet in place with a nap lock to provide a neat finish at the back edge.

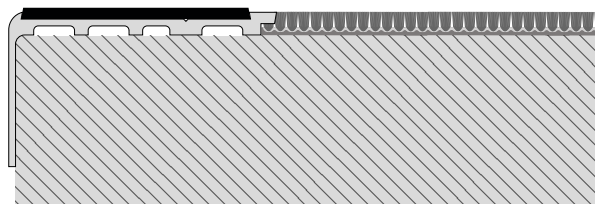
Nap trims are available in aluminium (punched or unpunched). Installed over the back edge of the Stair Nosings the flange is compressed over the outer heavy duty floorcovering edge by placing a support fillet along the edge and tapping gently with rubber mallet to complete a neat and safe finish.



OPTION 1 – Nap Lock



OPTION 2 – No Nap Lock



H-RANGE

GAUGE To fit textured floorcoverings between 4–9 mm.

TRIMS For further information on trims see page 31.

DIMENSIONS All 2D images are to scale with dimensions in mm.
Products subject to minor design alterations from time to time.

CHANNEL

● Mill finished Aluminium

Also available where indicated in:

● Quicksilver

● Gold Anodised

TREAD

Slip-resistant PVC

● Claret

● Black

● Rustic

● Peat

● Dark Blue

● Regency

● Spruce

● Granite

● Poppy

● Flint

● Royal Blue

● Fawn

● Light Grey

● Jade

● Polar Grey

● Ivory

● Sky

● Lime

● Sun

● Yellow

● Photoluminescent

● White

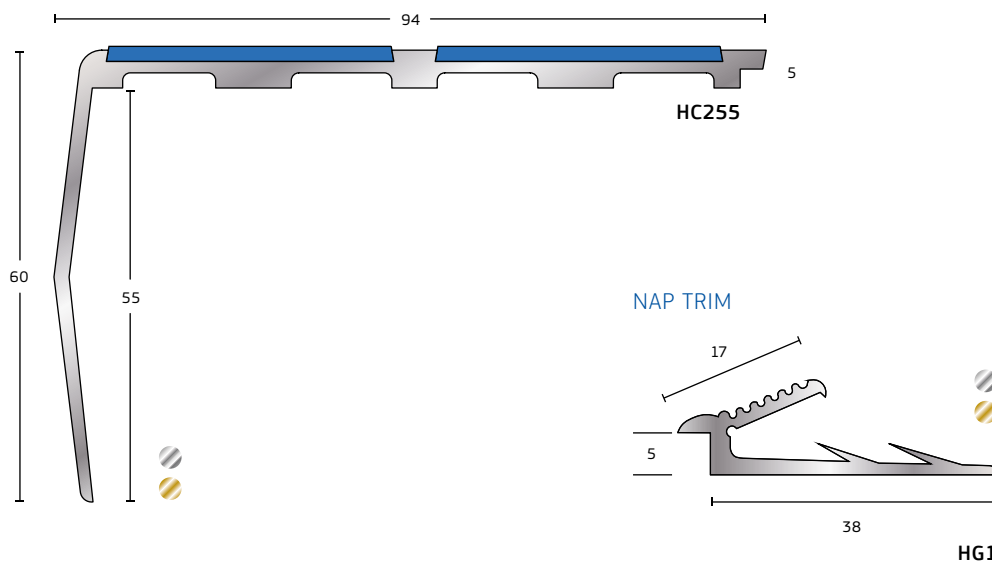
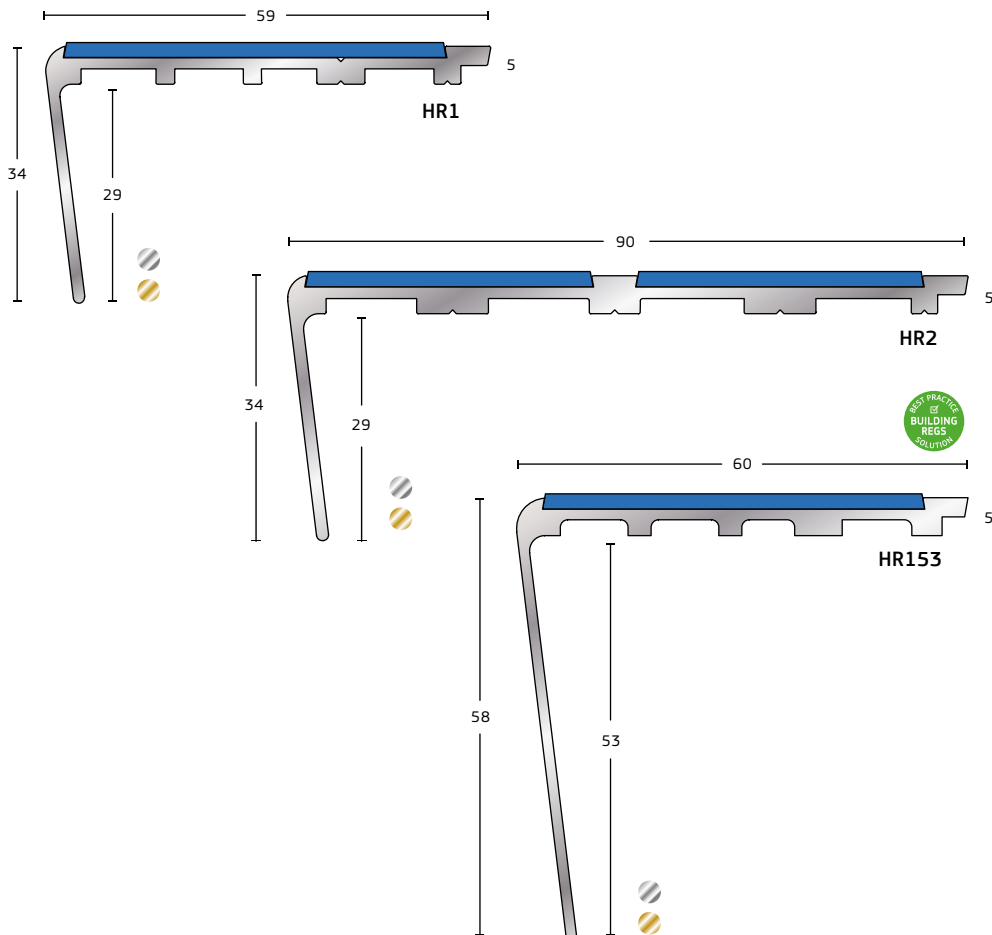
ECOGLO TREAD
(for more info see page 30)

● Black

● Yellow



● Photoluminescent

For full colour options including LRVs, see page 9.





H-RANGE

CHANNEL

-  Mill finished Aluminium
-  Unplasticised Polyvinylchloride (uPVC)

Also available where indicated in:

-  Quicksilver
-  Gold Anodised

uPVC




-  Claret
-  Black
-  Rustic
-  Peat
-  Dark Blue
-  Regency
-  Spruce
-  Granite
-  Flint
-  Light Grey
-  Polar Grey
-  Ivory
-  Yellow
-  White

TREAD

Slip-resistant PVC

-  Claret
-  Black
-  Rustic
-  Peat
-  Dark Blue
-  Regency
-  Spruce
-  Granite
-  Poppy
-  Flint
-  Royal Blue
-  Fawn
-  Light Grey
-  Jade
-  Polar Grey
-  Ivory
-  Sky
-  Lime
-  Sun
-  Yellow
-  Photoluminescent
-  White

ECOGLO TREAD
(for more info see page 30)

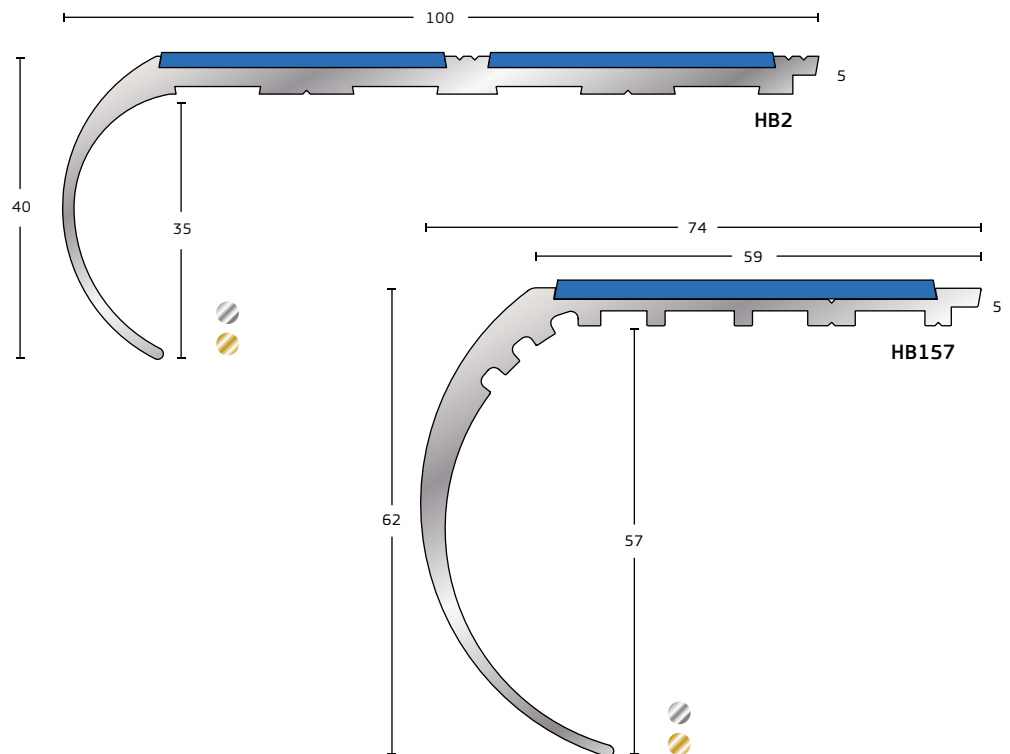
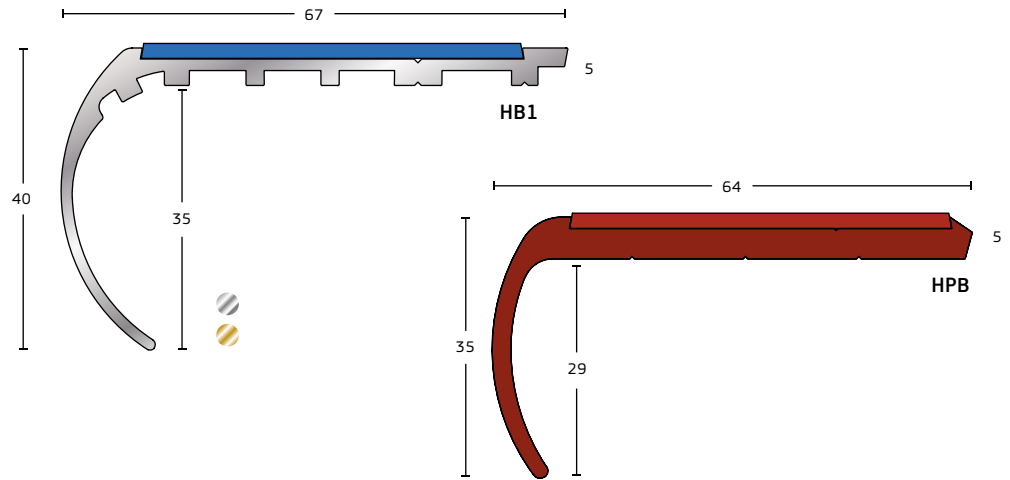
-  Black
-  Yellow
-  Photoluminescent

For full colour options including LRVs, see page 9.

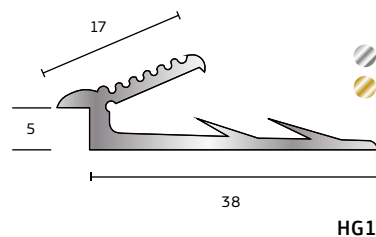
GAUGE To fit textured floorcoverings between 4–9 mm.

TRIMS For further information on trims see page 31.


DIMENSIONS All 2D images are to scale with dimensions in mm.
Products subject to minor design alterations from time to time.



NAP TRIM



Z-RANGE



This special range of aluminium Stair Nosings comprises a selection of popular cost effective profiles for a wide range of commercial applications including offices, retail, leisure, education and healthcare. This range has been developed to respond to the demand for a best value solution for a competitive market place. Available with the full choice of tread colours which can be found on page 9.

SUPPORT & TECHNICAL ADVICE

- » QSMS – Quantum Specialist Measuring Service, an on-site digital measuring service for fast, FREE and accurate measurements. See page 33.
- » Step Templating and Stair Nosing fabrication service – for special step shapes such as curves. See page 32.
- » Express sample request service.
- » Technical advice on product selection and best practice fitting guidelines.
- » For more information, call **+44 (0) 161 627 4222** or try one of these:



Visit quantumflooring.co.uk for CAD drawings, Easy Product Selector and much more.



Download the FREE Quantum Flooring Solutions app for Android and iOS.

FEATURES & BENEFITS

Well fitted Stair Nosings make stairs safe, durable and attractive.

- » Best value – competitive.
- » Slip resistant treads – make steps safer.
- » Available in (S) Slenderline and (H) Heavy Duty gauges – usable with any floorcovering type.
- » Profiles for all step nose shapes – correct shape for safe installations.
- » Single or double tread channels – accommodates light or heavy foot traffic conditions.
- » Pre-packed box option – 15 x 1.2 m lengths for on-site trimming – least waste option.
- » Trims and special fabrications – to finish off open string or special shaped stairs (see page 32).
- » Different fitting options (see page 34) – easy application and secret fix (no plugs) option available.
- » Easy to clean – low maintenance.



TECHNICAL
DATA SHEET
DOWNLOAD



bit.ly/1SIXqL1

Z-RANGE / SLENDERLINE & HEAVY DUTY

CHANNEL

- Mill finished Aluminium

Also available where indicated in:

- Quicksilver
- Gold Anodised

TREAD

Slip-resistant PVC

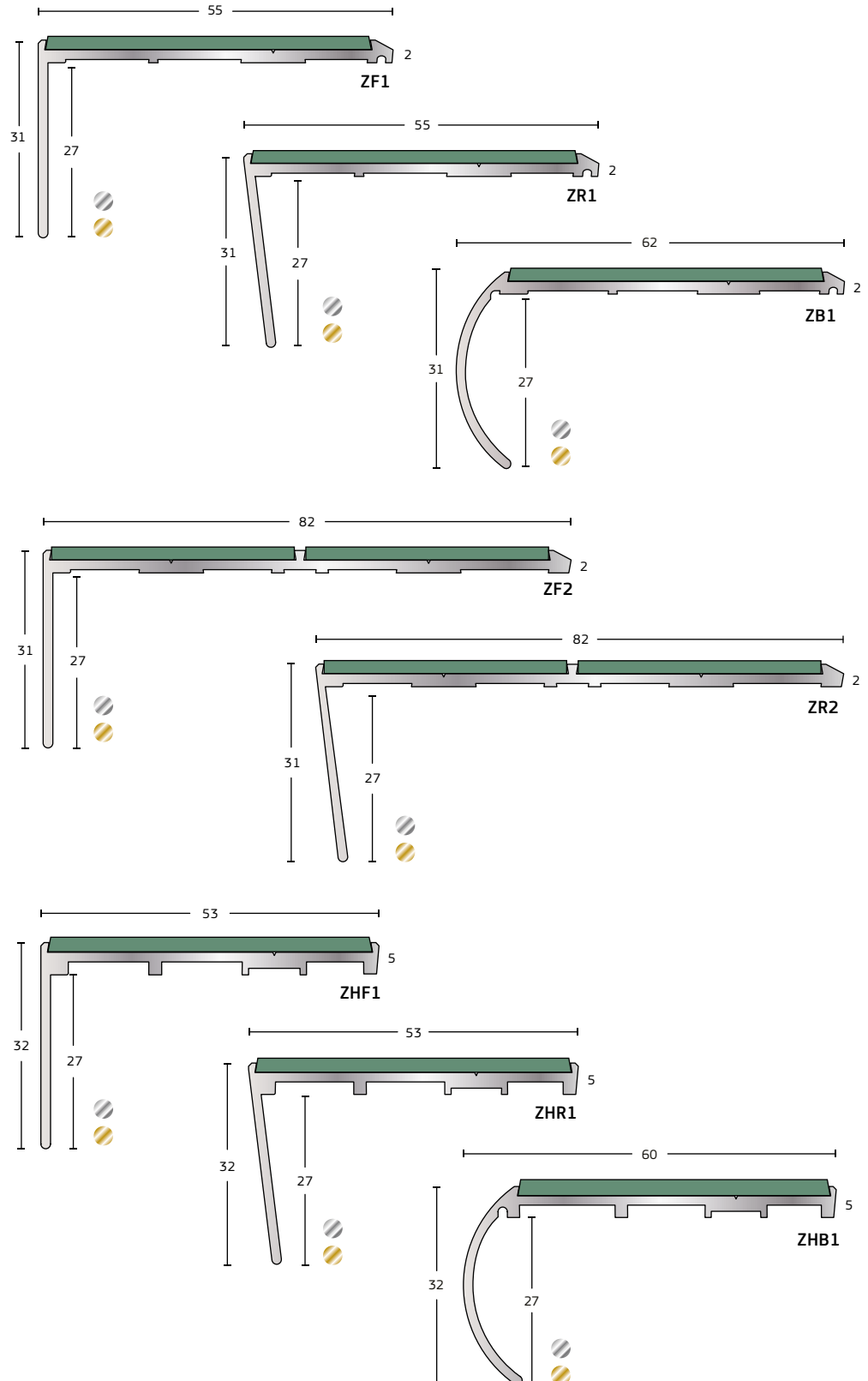
- Claret
- Black
- Rustic
- Peat
- Dark Blue
- Regency
- Spruce
- Granite
- Poppy
- Flint
- Royal Blue
- Fawn
- Light Grey
- Jade
- Polar Grey
- Ivory
- Sky
- Lime
- Sun
- Yellow
- Photoluminescent
- White

For full colour options including LRVs, see page 9.

GAUGE To fit slim gauge floorcoverings between 2–3.5 mm and textured material from 4–7 mm.

TRIMS For further information on trims see page 31.

DIMENSIONS All 2D images are to scale with dimensions in mm. Products subject to minor design alterations from time to time.



LESS WASTE

All Z-Range profiles are available in pre-packed boxes for on-site trimming.

SAVE TIME

No need for pre-site measure.

FLEXIBLE PVC RANGE



This selection of flexible PVC profiles can be used when a quick and/or temporary fitting of a Stair Nosing is required. They are supplied pre-boxed and are easily cut and trimmed on-site where they can be fitted without waiting for fully cut and drilled measured Stair Nosings. They can also be curved around gentle radii without templating, and are priced to give good value. However, they do not have the durability of the more rigid aluminium or uPVC based Stair Nosings, and are best used in light trafficked conditions, or for short term applications. When used in light foot trafficked conditions, selected flexible PVC Stair Nosings can also offer Building Regulation best practice solutions. See pages 4–5 for further information.

FEATURES & BENEFITS

Well fitted Stair Nosings make stairs safe, durable and attractive.

- › Same colour tread and riser
– Building Regulations ‘best practice’ solution.
- › Trimmed on-site – quick and easy installation for temporary or light trafficked applications.
- › Good value – low cost option.
- › Different gauges – for use with any floorcovering type.
- › Profiles for all step nose shapes – correct shape for safe installations.
- › Pre-packed in boxes – 2 m lengths for on-site trimming.
- › Easily installed with adhesive and no screws – saves time on-site.
- › Easy to clean – low maintenance.

SUPPORT & TECHNICAL ADVICE

- › QSMS – Quantum Specialist Measuring Service, an on-site digital measuring service for fast, FREE and accurate measurements. See page 33.
- › Step Templating and Stair Nosing fabrication service – for special step shapes such as curves. See page 32.
- › Express sample request service.
- › Technical advice on product selection and best practice fitting guidelines.
- › For more information, call **+44 (0) 161 627 4222** or try one of these:



Visit quantumflooring.co.uk for CAD drawings, Easy Product Selector and much more.



Download the FREE Quantum Flooring Solutions app for Android and iOS.

FLEXIBLE PVC RANGE

MATERIAL

● Slip-resistant PVC

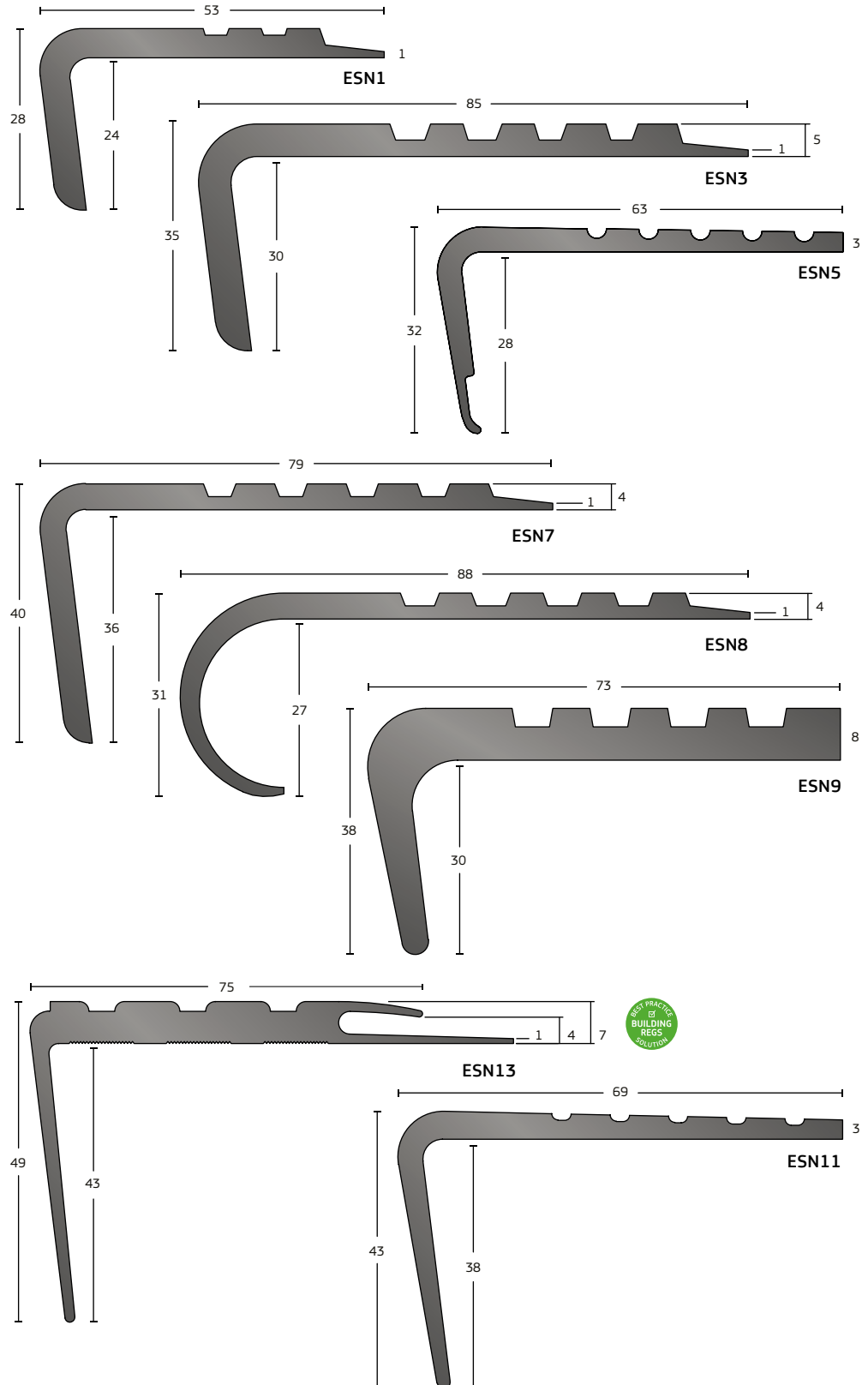
- Black
- Dark Brown
- Light Grey
- White

For full colour options including LRVs, see page 9.

GAUGE To fit gauge floorcoverings between 0–9 mm.

TRIMS For further information on trims see page 31.

DIMENSIONS All 2D images are to scale with dimensions in mm. Products subject to minor design alterations from time to time.



PACKING SPEC:
2 m lengths only,
packed 10 lengths
per box.
(ESN1 & ESN5
= 14 per box)

Longer lengths
available on request.

**FLEXIBLE PVC
STAIR NOSINGS
CAN BE CURVED:**
(PLEASE NOTE:
This is dependent
on the tightness
of the curve,
please call
+44 (0) 161 627 4222
for more
information).

**THE RAKE BACKED
FLEXIBLE PVC
STAIR NOSINGS:**
will also
accommodate Flat
(Straight) step
profiles, as the
flexible riser portion
can be flexed to the
straight position
at the time of
installation.

ECOGLO STAIR NOSING TREAD MATERIAL

A highly durable, photoluminescent and slip resistant tread option, available across most of the Quantum Flooring Solutions Stair Nosing range*.



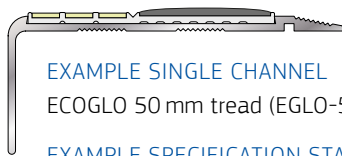
KEY FEATURES

- » Reduces slips and falls by improving step edge contrast in all light conditions.
- » Internal and external applications.
- » Highly durable.
- » Improved accessibility.
- » UV resistant.
- » Provides 24 hour visibility.
- » Cost effective, low maintenance solution.
- » Fail safe solution for health and safety requirements.
- » Recharged through exposure to light.
- » Available with most Quantum Flooring Solutions Stair Nosings*.
- » Has been specified worldwide.

* Not available on Q-Range Stair Nosings

The Ecoglo tread material option offers an innovative solution to stair safety. In areas of reduced light, Ecoglo tread will illuminate the step edge using a unique photoluminescent material. The photoluminescent strip is combined with a silicon carbide band to increase slip resistance.

The photoluminescent strip can be charged by both natural and artificial light so is suitable for both internal and external installations. More information is available at: quantumflooring.co.uk/ecoglo



EXAMPLE SINGLE CHANNEL

ECOGLO 50 mm tread (EGLO-51) & SF125R

EXAMPLE SPECIFICATION STATEMENT

"Quantum Flooring Solutions SF125R Stair Nosing with EGLO-51 tread."








EXAMPLE DOUBLE CHANNEL

ECOGLO 37 mm tread (EGLO-33) & SF225R

EXAMPLE SPECIFICATION STATEMENT

"Quantum Flooring Solutions SF225R Stair Nosing with EGLO-33 tread."

PRODUCT		37 mm (for double channel)	50 mm (for single channel)
	SLIP RESISTANT PHOTOLUMINESCENT & BLACK	EGLO-31	EGLO-51
	SLIP RESISTANT PHOTOLUMINESCENT & YELLOW	EGLO-32	EGLO-52
	SLIP RESISTANT BLACK	EGLO-33	EGLO-53
	SLIP RESISTANT YELLOW	EGLO-34	EGLO-54
	SLIP RESISTANT PHOTOLUMINESCENT	EGLO-35	EGLO-55

STAIR EDGING TRIMS

Also known as 'angles' stair edging trims are essential in providing a safe and aesthetically pleasing finish to the sides of steps on open string stairs. When installed they conceal the open edge of the floorcovering and Stair Nosing from view.

Quantum Flooring Solutions offers 2 stair edging trim options in Aluminium or uPVC. Each is available in pre-formed angles of 90° for straight steps and 83° for rake back steps. The trims are installed using positioning tabs (supplied) that can accommodate the relevant thickness of the floorcovering on the stair. Trims are also available in longer lengths, for installation on landings.

FINISHED LOOK	ANGLES	TABS	OPTIONS
	<p>UTA ALUMINIUM</p>	<p>TAB1 for 3.5mm TAB1 reverse for 9.5mm</p>	<p>Boxes 20 x 90° angles ✓</p> <p>FOR FLAT FRONT</p>
	<p>UTP PVC</p>	<p>TAB2 for 5mm TAB2 reverse for 8mm</p>	<p>Boxes 20 x 83° angles ✓</p> <p>FOR RAKE BACK</p>
			<p>Single angles ✓</p> <p>Stock Lengths 2.75 m ✓</p>

TREADSTEPS

Integrated step inserts create slip resistant, easy clean tread zones when set or cast into terrazzo, granolithic, marble, wood or concrete stair cases, ramps and floors. Treadsteps are manufactured from a rubber composition which has slip resistant and hard wearing properties. They can be set in position at the time of casting, bonded into pre-cut groves in the tread surface with adhesive or screwed into position in groves cut into the nose of steps. In all instances the finished Treadstep should be ground to be flush with the tread surface.


	SHAPE	WIDTH						THICKNESS	COLOURS
		13 mm	25 mm	38 mm	50 mm	63 mm	75 mm		
	<p>STRAIGHT</p>	LL13	LL25	LL38	LL50	LL63	LL75	8 mm	<ul style="list-style-type: none"> ● Black ● Grey
	<p>SLANTED</p>	-	SS25	SS38	SS50	SS63	SS75	8 mm	<ul style="list-style-type: none"> ● Black ● Grey
	<p>BULL NOSE</p>	-	BB25	BB38	BB50	BB63	BB75	8 mm	<ul style="list-style-type: none"> ● Black ● Grey
	<p>DISC</p>	-	DC25	DC38	DC50	-	-	8 mm	<ul style="list-style-type: none"> ● Black ● Grey

STAIR NOSING FABRICATION

Inevitably not every step that needs a Stair Nosing will be straight or enclosed. For this reason Quantum Flooring Solutions is able to provide bespoke Stair Nosings fabricated in the QPSL factory to individual templates that have been measured and taken on-site. This templating service is free as part of the QSMS Measuring Service (see page 33).


MITRED STAIR NOSINGS

Most Stair Nosings can be mitred to suit any angle. They can either be dry mitred, meaning just cut to fit or the Stair Nosing can be mitred and then welded together for extra safety.



CURVED STAIR NOSINGS

Curved Stair Nosings are fabricated from templates taken from steps on-site. Then factory made to template and delivered labelled and ready to trim and fit on-site.



STAIR NOSING FINISHES

STANDARD – MILL FINISH

The standard Stair Nosings are supplied with mill finish.



QUICKSILVER – POLISHED FINISH

Quicksilver is a prestige chrome effect finish to aluminium Stair Nosings. Available with most Stair Nosings, this process produces a premium appearance.



GOLD ANODISED – BRASS OR BRONZE EFFECT FINISH

Anodising is available on Z, H and S Range aluminium profiles. An anodised finish allows a prestige finish at a fraction of the cost of actual bronze or brass Stair Nosings.



BESPOKE FINISHES (subject to minimum order quantities)

On most aluminium profiles Quantum Flooring Solutions are able to provide anodising in a number of different colours, so you can have the colour you want for your project. A wide selection of colours are available, subject to minimum order quantities.



FREE STAIR NOSING MEASURES

Save time and money with Quantum Flooring Solutions revolutionary free Stair Nosing measuring service, QSMS. Get Stair Nosings ready to fit within 24 hours of a measure being completed.



Qsms

QUANTUM SPECIALIST
MEASURING SERVICE

Why use Quantum Flooring Solutions' free measure service?



SAVES TIME

24hr measure service –
faster delivery of Stair Nosings.

All Quantum Site Surveyors are CSCS
approved.

Each Stair Nosing can be labelled
with it's respective step number.



SAVES WASTE

Neat and tidy measure sheets,
reduce risk of measurement errors.

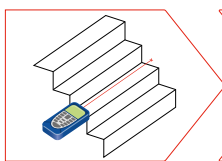
Stair Nosings are delivered to site
ready to fit.



SAVES MONEY

By saving time and waste.

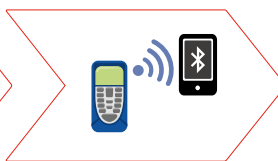
How does Quantum Flooring Solutions' free measure service work?



1.

MEASURE

Completed accurately
and error free by a
Quantum Surveyor
with an electronic
laser device.



2.

TRANSFER

Information
transferred via
Bluetooth link to
Quantum App.



3.

MEASURE SHEET

Professional
measure sheet
automatically
generated.



4.

DELIVERY

Contractor receives
measure sheet by
email/fax within 1 hr
ready to place order.



5.

STAIR NOSINGS

Ready to fit
Stair Nosings are
cut and delivered
to site.

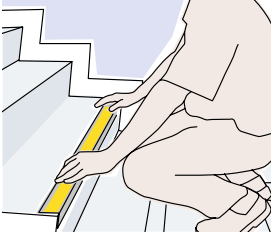
Book a FREE Stair Nosing measure today with Quantum Flooring Solutions

Quantum Flooring Solutions aim to complete the measure as soon as the stair case is ready to measure.

Call today on **0161 627 4222** to book an appointment.

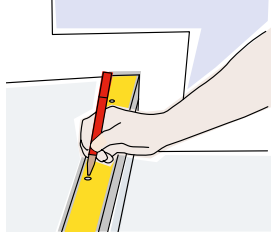
INSTALLATION OPTIONS

STANDARD FIXING (Drill & Plugged Stair Nosings)



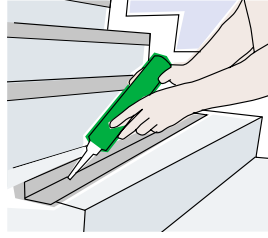
1

When on-site, check step measurements with cut Stair Nosing supplied. Trim if required. Prepare step edge surfaces. They must be clean, smooth and clear of debris.



2

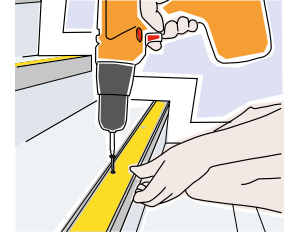
For stone or concrete steps mark screw locations on each tread (3 per step is recommended, or approximately one hole every 300 mm and 75 mm from each edge). Drill and plug screw holes.



3

Fit riser floorcovering if applicable.

Apply adhesive to Stair Nosing and tread as per the manufacturers' instructions.

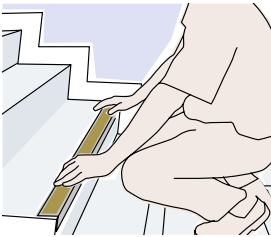


4

Starting with the first Nosing on the top step, press down and screw into position, then continue down the stairs. (1" number 6 screws are recommended).

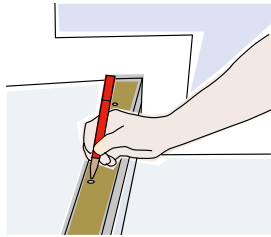
Then fill in the drill holes with plugs.

SECRET FIXING (Drill & No Plug Stair Nosings) – available on Z, H and S Ranges



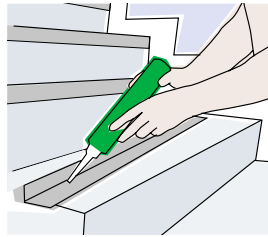
1

When on-site, check step measurements with cut Stair Nosing supplied. Trim if required. Prepare step edge surfaces. They must be clean, smooth and clear of debris.



2

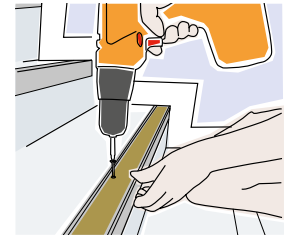
For stone or concrete steps mark screw locations on each tread (3 per step is recommended, or approximately one hole every 300 mm and 75 mm from each edge). Drill and plug screw holes.



3

Fit riser floorcovering if applicable.

Apply adhesive to Stair Nosing and tread as per the manufacturers' instructions.



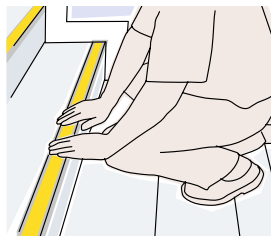
4

Starting with the first Nosing on the top step, press down and screw into position, then continue down the stairs. (1" number 6 screws are recommended).



5

Trim tread material lengths to respective Stair Nosing width. Working a step at a time from the top of the stair downwards, peel off release paper from adhesive in channel(s).



6

Apply tread material into channel – start at one end and carefully roll into channel to expel air. Trim end of tread material if necessary. Apply pressure using a hand roller to ensure adequate bond.

Quantum Profile Systems Ltd does not endorse the use of any other manufacturers adhesive tape from any source for use with their stair nosing infill treads.

See page 67 for example specification statements.

PVC ACCESSORIES

PVC FLOORING ACCESSORIES FOR COMMERCIAL & PUBLIC BUILDINGS



TECHNICAL
DATA SHEET
DOWNLOAD



bit.ly/24lWQu8



FITTING RECOMMENDATIONS

- » All PVC products should be applied with a double stick contact adhesive from a leading supplier.
- » Ensure the surfaces are clean, dry, smooth and free from grease or dust.
- » Prime the walls/floors first.
- » Follow the manufacturers instructions for the application of the adhesive very carefully.
- » Allow the PVC products to acclimatise to room temperature prior to installation.

For further fitting guidelines, see following product pages.

NEW – WET ROOM ACCESSORIES SOLUTION



Walls and floor coverings in wet rooms need to be well sealed and finished at the edges, corners and joints between walls and floors.

Quantum Flooring Solutions offers the specifier and contractor a package of PVC accessories that give a clean, hygienic and sealed finish to edges in wet rooms



1 Fit the floormitres in internal and external corners



2 Fit the Cove former (QCF35) on floor and internal verticals. Use EFA75 for external verticals if required.



3 Fit wall covering and pull tight and flat around external corners.



4 Use either QT100 or QT200, depending on thickness of wall covering, to allow for joints to be made between two coverings.

EXAMPLE SPECIFICATION STATEMENT

"Quantum Flooring Wet Room Accessories Solutions, fix to walls and floor with a water based contact adhesive in accordance with manufacturer's instructions."

i

Internal / External Mitres
CCTM1

CCFM2


Floor and Internal Verticals
QCF35

External Verticals
EFA75

Joints between the Floor Vinyl and Wall Covering
QT200 = floor vinyl to wall covering

QT100 = wall covering to wall covering

FLEXIBLE PVC SIT-ON SKIRTINGS



Installed on top of the flooring this range of flexible skirtings offers easy to fit options to cover the joint between wall and floor. Generally **Sit-On Skirtings** are used with hard floorcoverings such as vinyl and lino, and typical application areas include schools and public buildings. They are available in a number of different sizes and the colour choice can be seen on page 9.

The Q60 SO and Q100 SO profiles are available in 32 m coils which enable on-site trimming and a reduction in the number of joins along a corridor length.

FEATURES & BENEFITS

- » Hides joint between the wall and floor – clean finish and no unsightly gaps.
- » Trimmed on-site – quick and easy installation.
- » Good value – low cost option.
- » Hard wearing – does not need replacement if well maintained.
- » Easy to clean.

SUPPORT & TECHNICAL ADVICE

- » Express sample request service.
 - » Technical advice on product selection and best practice fitting guidelines.
 - » Post application cleaning recommendations
- » For more information, call **+44 (0) 161 627 4222** or try one of these:



Visit quantumflooring.co.uk for CAD drawings, Easy Product Selector and much more.



Download the FREE Quantum Flooring Solutions app for Android and iOS.



Apply the adhesive to the wall and top part of the Sit-On Skirting only. These skirtings are applied after the floorcovering is laid, as the foot of the skirting is not glued to, but sits on top of the floorcovering beneath.

FLEXIBLE PVC SIT-ON SKIRTINGS

MATERIAL

● Polyvinylchloride (PVC)

COLOURS

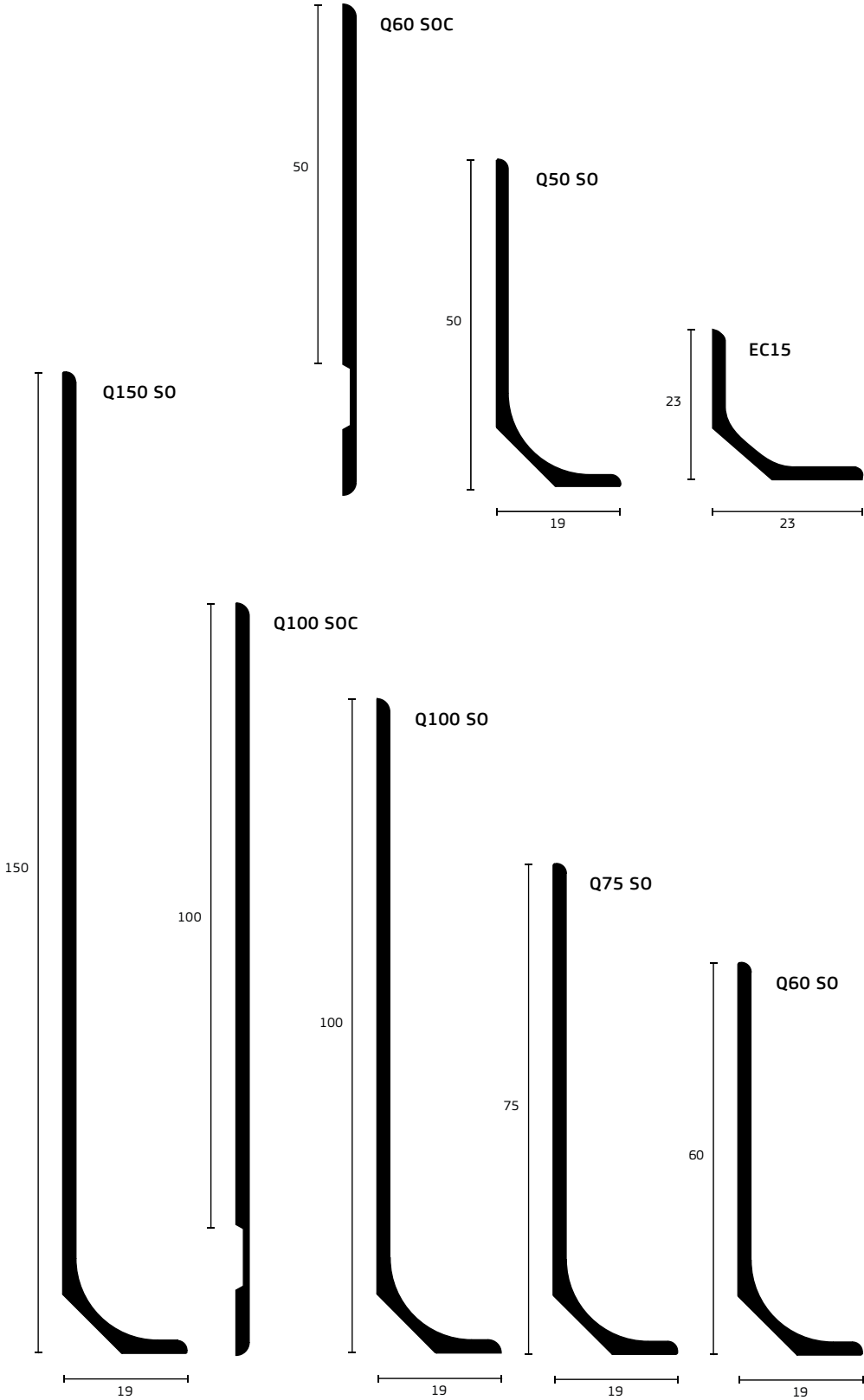
- Black
- Dark Brown
- Regency
- Graphite
- Charcoal
- Boulder
- Cloud Grey
- Caramel
- Platinum Grey
- Ivory
- White

For full colour options including LRVs, see page 9.

LENGTHS Profiles are supplied in 2 m lengths for on-site trimming. Q100 SO (formerly EC5) and Q60 SO (formerly EC6) also available in 32 m coils.

PACKING SPECS For full format and packing specifications see page 66.

DIMENSIONS All 2D images are to scale with dimensions in mm. Products subject to minor design alterations from time to time.



i
Q100 SO (formerly EC5) also available as QZ100 SO in pre-packed boxes (Black only).

FLEXIBLE PVC SET-IN SKIRTINGS



Set-In Skirtings also cover up the join between floor and wall, but have the additional feature of being welded to the vinyl or lino flooring material. The sealed joint ensures that they can be used in areas which are often wet through cleaning, and the weld also inhibits bacterial growth. Consequently Set-In Skirtings are typically to be found in hospitals, clinics and schools. They are available in a number of different sizes and the colour choice can be seen on pages 9.

Weld Rod in 80 m coils is available in a range of complementary colours – see opposite page for details.

FEATURES & BENEFITS

- » Hides join between the wall and floor – clean finish and no unsightly gaps.
- » Welded joint between skirting and flooring – waterproof and inhibits bacterial growth.
- » Trimmed on-site – quick and easy installation.
- » Hard wearing – does not need replacement if well maintained.
- » Easy to clean.

SUPPORT & TECHNICAL ADVICE

- » Express sample request service.
 - » Technical advice on product selection and best practice fitting guidelines.
 - » Post application cleaning recommendations
- » For more information, call **+44 (0) 161 627 4222** or try one of these:



Visit quantumflooring.co.uk for CAD drawings, Easy Product Selector and much more.



Download the FREE Quantum Flooring Solutions app for Android and iOS.



FLEXIBLE PVC SET-IN SKIRTINGS

LENGTHS Profiles are supplied in 2 m lengths for on-site trimming. Q100 50 2 SI (formerly EC14) also available in 16 m coils.

PACKING SPECS For full format and packing specifications see page 66.

DIMENSIONS All 2D images are to scale with dimensions in mm. Products subject to minor design alterations from time to time.

MATERIAL

● Polyvinylchloride (PVC)

COLOURS

- Black
- Dark Brown
- Regency
- Graphite
- Charcoal
- Boulder
- Cloud Grey
- Caramel
- Platinum Grey
- Ivory
- White

For full colour options including LRVs, see page 9.

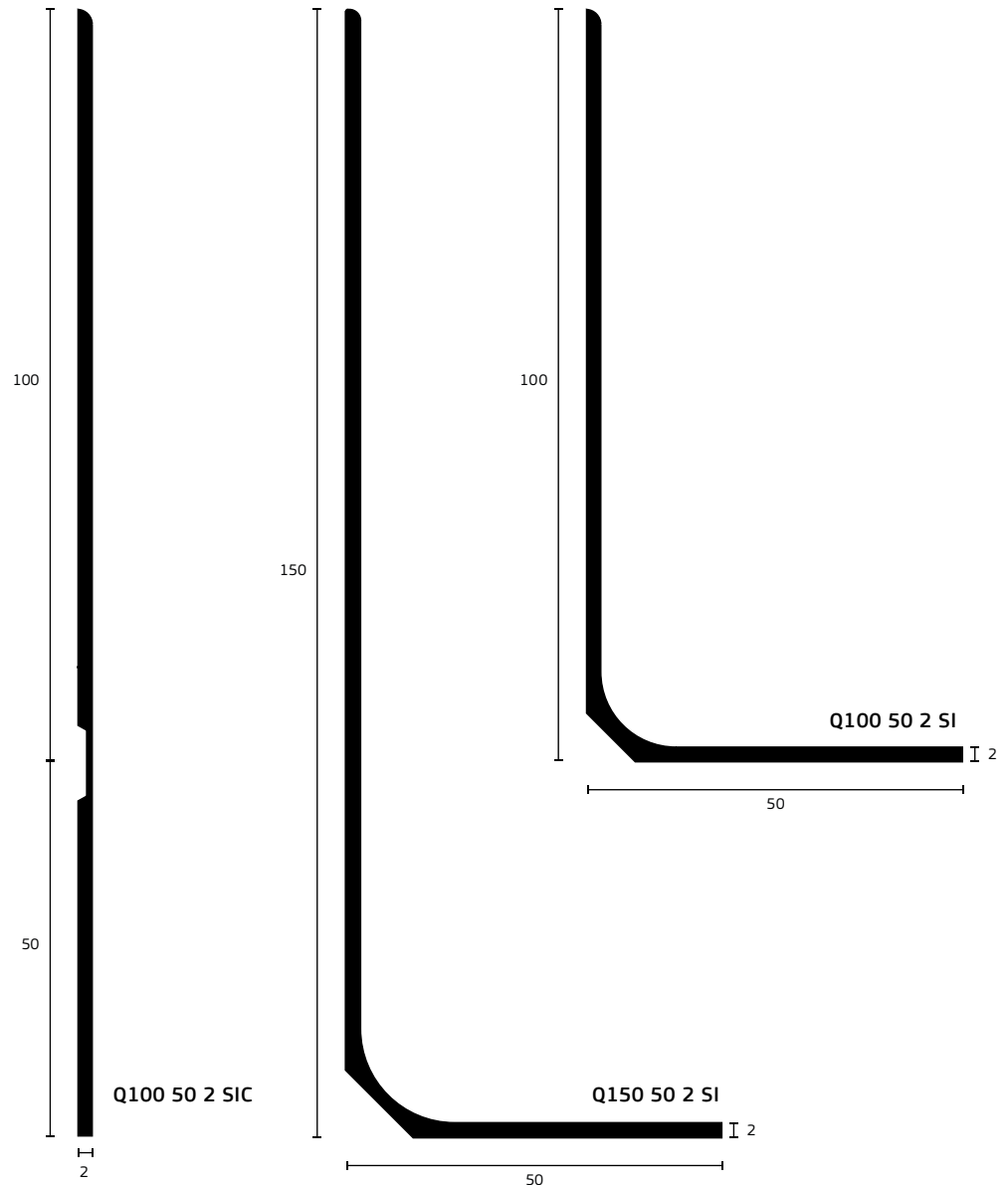
i

To accommodate different thicknesses of flooring material, some Set-In Skirtings are available with different foot thicknesses.

Q100 50 2 SI (formerly EC14) is available with a 2 mm, 2.5 mm or 3.2 mm foot.

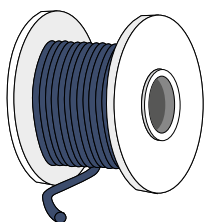
Also available as QZ100 50 2 SI (formerly ZEC14) in pre-packed boxes (Black only).

Q150 50 2 SI (formerly EC8) is available with a 2 mm or 2.5 mm foot.



WELDROD

Available Weldrod colours to match PVC skirting – see page 9. 4 mm PVC Weld Rod is available in 80 m coils for use with set-in skirtings. Details on request.



- BLACK
- CHARCOAL
- CLOUD GREY
- REGENCY
- ARCTIC BLUE
- LIGHT BUFF
- PLATINUM GREY
- WHITE

FLAT SKIRTINGS & BUFFER STRIPS



These versatile **Flat Skirtings and Buffer Strips** protect the base of walls and doors in a wide range of internal applications. They are easy and flexible to install and are an alternative to timber skirting. Cleaned regularly, they need no maintenance or painting. They are available in a number of different sizes and the colour choice can be seen on page 9.

FEATURES & BENEFITS

- » Hides join between the wall and floor – clean finish and no unsightly gaps.
- » Trimmed on-site – quick and easy installation.
- » Hard wearing – does not need replacement if well maintained.
- » Easy to clean.
- » No overlap with flooring – can be applied with all categories of floorcovering.
- » Can also be applied to doors – protects door bases from shoe marks.

SUPPORT & TECHNICAL ADVICE


- » Express sample request service.
 - » Technical advice on product selection and best practice fitting guidelines.
 - » Post application cleaning recommendations
- » For more information, call **+44 (0) 161 627 4222** or try one of these:



Visit quantumflooring.co.uk for CAD drawings, Easy Product Selector and much more.



Download the FREE Quantum Flooring Solutions app for Android and iOS.



Apply the adhesive to the wall and back of the Flat Skirting. Flat Skirtings can be applied before or after the floorcovering is laid. Suitable for use as buffer strips, wall protection, plinth and stage bases, stair stringers etc.

FLAT SKIRTINGS & BUFFER STRIPS

MATERIAL

- Polyvinylchloride (PVC)

COLOURS

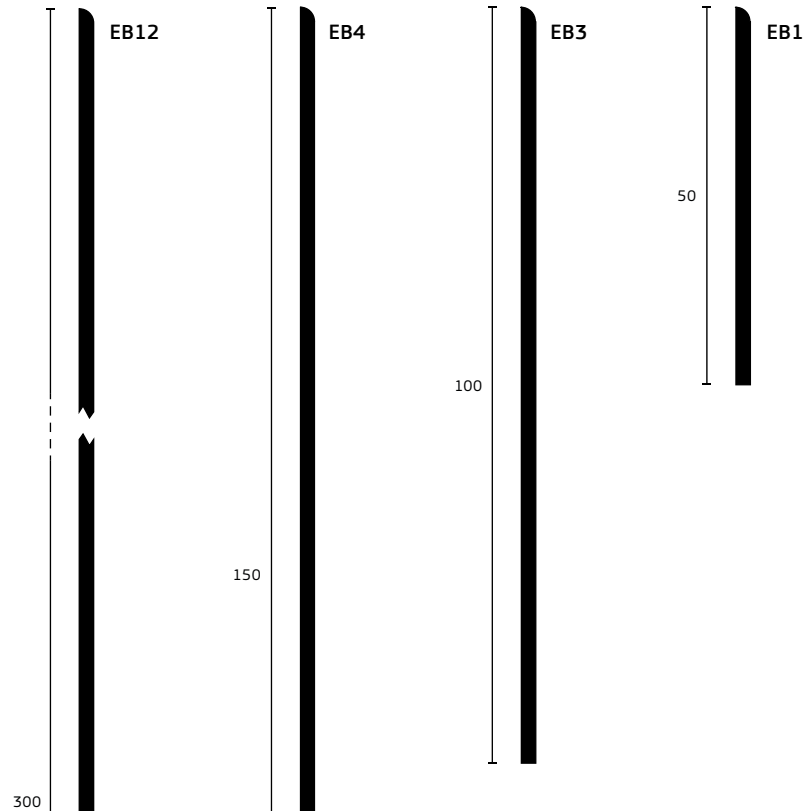
- Black
- Dark Brown
- Regency
- Graphite
- Charcoal
- Boulder
- Cloud Grey
- Caramel
- Platinum Grey
- Ivory
- White

For full colour options including LRVs, see page 9.

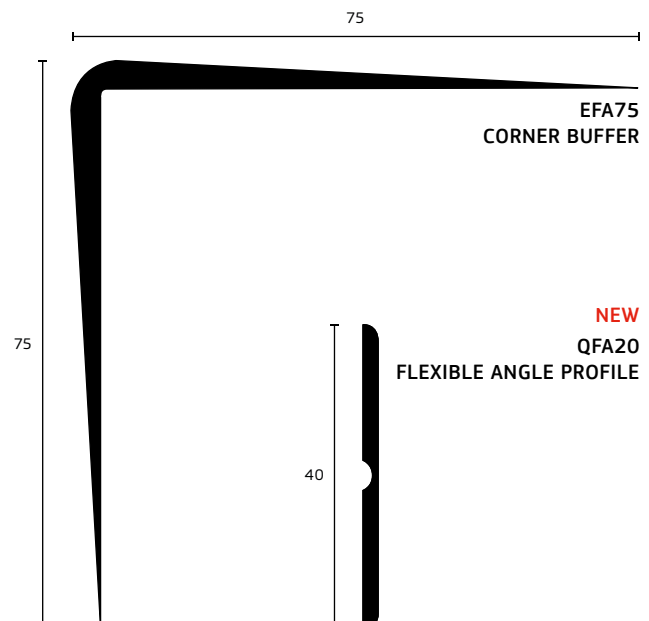
LENGTHS Flat Skirtings and Buffer Strips are supplied in coils of either 16 m (EB12) or 32 m (EB1, EB3 and EB4). Corner Profiles are supplied in 2 m (EFA75) or 25 m lengths (QFA20).

PACKING SPECS For full format and packing specifications see page 66.

DIMENSIONS All 2D images are to scale with dimensions in mm. Products subject to minor design alterations from time to time.



CORNER PROFILES



i

The corner buffer is used on wall corners underneath the wall covering material to prevent damage. Particularly applicable to wet room solutions see page 37.

They can also be used on the nose of steps underneath waterfall carpets, again to reduce damage and wear.

! PLEASE NOTE !

It's use as a Stair Nosing is not recommended.

COVE FORMERS & CAPPING STRIPS



These profiles are used in conjunction with each other to allow for the floorcovering to be continued up the wall for a neat and clean finish in wet and sanitised areas. The **Cove Former** is installed at the junction between the wall and the floor. This creates a hidden curved support for the floorcovering as it is formed over the junction and up the wall. A capping strip is installed where the floorcovering ends, providing a neat and sealed finish to the installation.

Capping Strips are available in flexible PVC and also rigid uPVC, enabling them to be fitted with a wide range of floorcovering gauges. They are available in a number of colours to compliment floorcovering colour options.

A **Combined Cove-Capping** profile (CCF1) offers a good value option for this traditional specified finish.

FEATURES & BENEFITS

- › Prevents damage to floorcovering at junction between floor and wall.
- › Use QCF45 for a large radius curve – prevents accumulation of dirt.
- › Capping Strips hide edge of flooring – neat finish conceals any uneven trimming.
- › Capping Strips seal the join – inhibits collection of dirt and bacteria.
- › Flexible PVC – can be curved and accommodates uneven surfaces.
- › Easy to clean – low maintenance.
- › Combined Cove-Capping (CCF1) – saves fitting time and gives a constant height.

SUPPORT & TECHNICAL ADVICE


- › Express sample request service.
 - › Technical advice on product selection and best practice fitting guidelines.
 - › Post application cleaning recommendations
- › For more information, call **+44 (0) 161 627 4222** or try one of these:



Visit quantumflooring.co.uk for CAD drawings, Easy Product Selector and much more.



Download the FREE Quantum Flooring Solutions app for Android and iOS.



COVE FORMERS & CAPPING STRIPS

MATERIAL

- Flexible Products
– Polyvinylchloride (PVC)
- Rigid Products
– Unplasticised Polyvinylchloride (uPVC)

COLOURS

Cove Formers

- Black

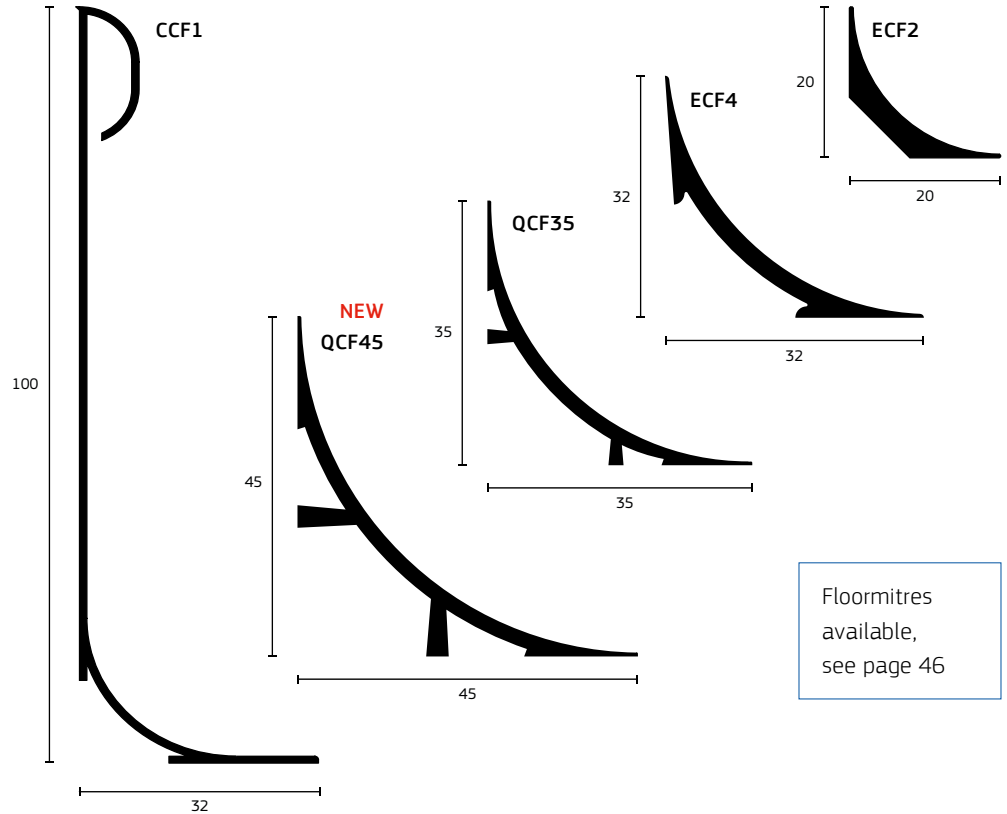
Capping Strips

- Black
- Dark Brown
- Charcoal
- Cloud Grey
- Caramel
- White

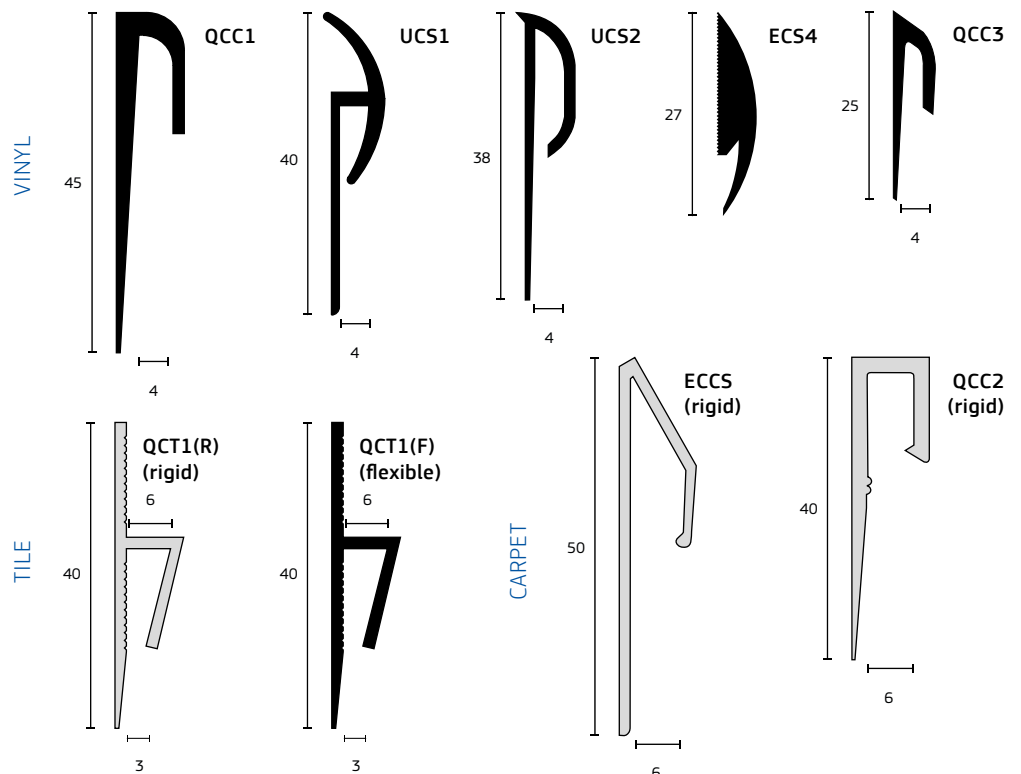
For full colour options including LRVs, see page 9.

PACKING SPECS For full format and packing specifications see page 66.

DIMENSIONS All 2D images are to scale with dimensions in mm. Products subject to minor design alterations from time to time.



i
QCC1 also available as ZQCC1 in pre-packed boxes (black only).
UCS1 also available as ZUCS1 in pre-packed boxes (black only).
UCS2 is also available in 25 m coils.



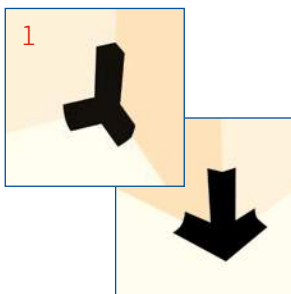
QUANTUM FLOORMITRES COVE & CAP SOLUTION



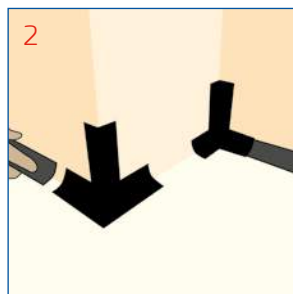
The Internal (CCFM1) and External (CCFM2) Floormitres from Quantum Flooring Solutions are designed to make the fitting of vinyl around corners easier, quicker and smoother.

This unique flexible cove moulding creates a perfect uniform finish every time.*

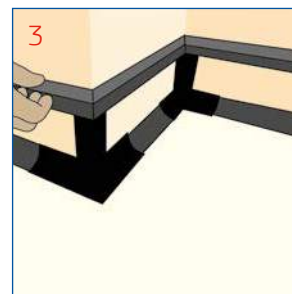
- » Eliminates creases and kinks
- » Promotes uniformity
- » Reduces fitting times



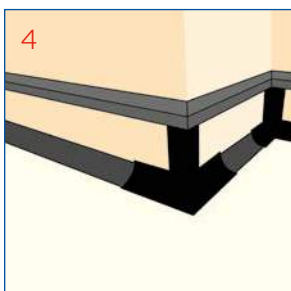
1 Install the preformed seamless Internal and External Floormitres.



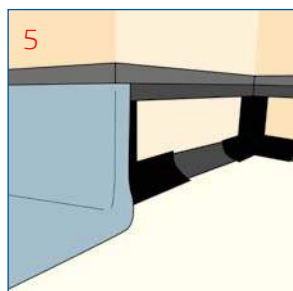
2 Install Quantum Flooring Solutions cove former to the Floormitres.



3 Install Quantum Flooring Solutions' Capping or Diminishing Strip overlapping the Floormitres at the external and internal points.



4 Prepared Floormitres are ready for the installation of vinyl.



5 Complete vinyl with smooth radius and support for the external and internal corners.

NOTE:

Vinyl can be wrapped as shown in Step 5 or installed by the conventional method.


EXAMPLE SPECIFICATION STATEMENT

"Quantum Floormitre Cove and Cap Solution – QCF35, UCS1, CCFM1, CCFM2."

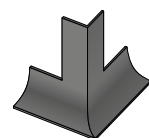
i

The preformed seamless Floormitre can be used with capping or diminishing strip at either 100 or 150 mm construction industry standard heights.

CCFM1

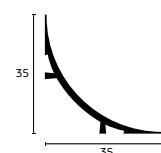


CCFM2



REMEMBER...
...to specify your Floormitres with:

QCF35



UCS1 (ZUCS1)



* UK Patent number GB2504485

TRANSITIONS

TRANSITION TRIMS FOR COMMERCIAL & PUBLIC BUILDINGS



TECHNICAL
DATA SHEET
DOWNLOAD



bit.ly/1pXPfyW



FITTING RECOMMENDATIONS

- » All PVC products should be applied with a double stick contact adhesive from a leading supplier.
- » Ensure the surfaces are clean, dry, smooth and free from grease or dust.
- » Prime the walls/floors first.
- » Follow the manufacturers instructions for the application of the adhesive very carefully.
- » Allow the PVC products to acclimatise to room temperature prior to installation.

For further fitting guidelines, see following product pages.

TRANSITION SPECIFICATION

1. TYPES OF TRANSITION PROFILES

RAMP TRIMS and BEVEL STRIPS

Flexible edgings that help trim the edges and joins to vinyl floor coverings when they need to be finished off to a different thickness.

COVER JOINTS, THRESHOLDS and TRIMS (inc. 'TOPLINE')

A selection of edgings that cover and protect joins and transitions in different floor coverings. They protect the joints and also prevent worn and frayed floor covering edges from becoming a trip hazard.

2. SECTORS WHERE THEY CAN BE USED

These profiles from Quantum Flooring Solutions can be used effectively in many different sectors, including:

Residential



Offices



Healthcare



Education



Retail



Hotel & Leisure



Public Sector



Transport



3. HOW TO DECIDE WHICH TRANSITION IS RIGHT FOR A GIVEN LOCATION

The following pages show dimensioned cross sectional diagrams of the profiles available. The choice of which one to use is determined by the types of floor covering which require a finishing edge. Colour options are available to complement adjoining floor covering colours:

- » Ramp Trims and Bevel Strips are used in conjunction with vinyl or lino flooring to finish off the edges to a sub-floor or different level. Bevel strips can also be applied underneath the flooring edge to increase the gauge to an adjoining material of a different thickness.
- » Cover Joints are used to prevent damage to vinyl or lino flooring material in areas where there are joints in the sub-floor. Cracking of the floor covering can be avoided by fixing a cover joint over and along the sub-floor joint and abutting/welding the flooring material up to either side. Note: Cover Joints are not meant to act as expansion joints.
- » Threshold Strips have a special use in wet room areas (see page 37) where they are applied underneath the flooring material to create a barrier to water flow, for example, in entrances to shower units.
- » Floor Trims are essential to create a neat and safe finish at floorcovering joints. They are very versatile and can accommodate adjoining floor coverings of either the same or differing thicknesses. The flexible PVC trims (see page 53) provide edges for carpet to carpet or carpet to vinyl joints, as do the mechanically (clip) fitted 'Topline' profiles (see page 55) that offer durable options for a wider range of flooring transition gauges.

If assistance is required in the selection of a suitable transition profile for a given installation or application, technical support is available from Quantum Flooring Solutions by contacting **+44 (0) 161 627 4222** or **technical@quantumflooring.co.uk**.

4. SPECIFICATION STATEMENT EXAMPLE

"Finish of floor covering edges with Quantum Flooring PVC accessories (product code) with (colour). Fix using standard fixing methods in accordance with the manufacturer's instructions."

Specification assistance can also be found in the RIBA Product Selector and at RIBA F Plus.

FLEXIBLE PVC RAMP TRIMS & BEVEL STRIPS



Ramp Trims are used to take the edge of an installed floorcovering down to the base residual flooring. They protect the floor material edge and reduce the risk of the junction becoming a trip hazard.

Different ramp back heights accommodate a range of floorcovering gauges.

Bevel Strips are protective edge trims which help to create a safe transition at floorcovering edges. When used underneath a flooring material they increase the gauge to match up to an adjacent thicker material or accessory.

FEATURES & BENEFITS

- » Creates bevelled or ramp edged finish to flooring – protects damage to flooring at junction.
- » Mini ramp edge – reduces risk of tripping.
- » Flexible PVC – can be curved on-site.
- » Easy to clean – low maintenance.
- » Colour options (see page 9) – coordinates with flooring material.

SUPPORT & TECHNICAL ADVICE

- » Express sample request service.
- » Technical advice on product selection and best practice fitting guidelines.
- » Post application cleaning recommendations

» For more information, call **+44 (0) 161 627 4222** or try one of these:



Visit quantumflooring.co.uk for CAD drawings, Easy Product Selector and much more.




Download the FREE Quantum Flooring Solutions app for Android and iOS.

Apply the adhesive to the floor, the edge of the floorcovering and the bottom of the bevel edge.



Apply the adhesive to the floor, the edge of the floorcovering and the bottom of the bevel edge.



FLEXIBLE PVC RAMP TRIMS

MATERIAL

● Polyvinylchloride (PVC)

COLOURS

- Black
- Dark Brown
- Charcoal
- Cloud Grey
- White

For full colour options including LRVs, see page 9.

PACKING SPECS For full format and packing specifications see page 66.

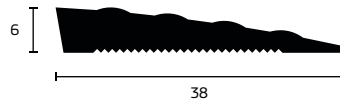
DIMENSIONS All 2D images are to scale with dimensions in mm. Products subject to minor design alterations from time to time.



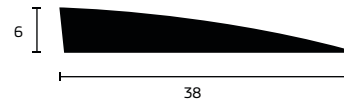
QT450



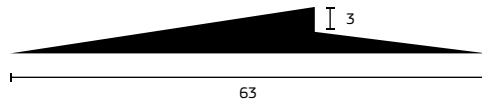
QFT450



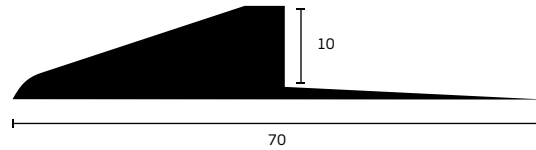
QT600



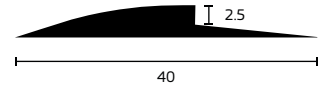
QFT600



QMS1

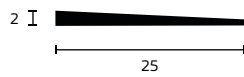


QMS2

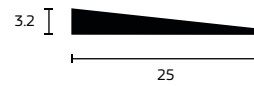


QMS3

FLEXIBLE PVC BEVEL STRIPS




QT200



QT320



QT250



QT450/25



QT200/50

COVER JOINTS, TRIMS & THRESHOLDS



PVC Cover Joints are positioned between vinyl edges where they cover the joints in a subfloor to reduce the risk of the main floorcovering cracking or splitting. They are not a full expansion joint, but they do help to maintain and protect the floorcovering in a safe condition.

PVC Trims are single profiles that are secured to the residual floor and adjoining floorcoverings are fixed in place up to either side of the profile.

The Quantum Flooring Solutions **Shower Threshold** is usually positioned under the floorcovering at entrances to wet areas, providing an effective barrier which reduces the escape of surface water from the area. Surface fitting is also possible.

FEATURES & BENEFITS

- › Effective trims to floorcovering edges – reduces the risk of tripping.
- › Floorcovering joints are covered – helps prevent damage to flooring material.
- › Different gauges available – suitable for most thicknesses of flooring material.
- › Range of colours (see page 9) – trims coordinate with design schemes.
- › PVC can be curved on-site – no templates required.
- › Easy to fit – saves time

SUPPORT & TECHNICAL ADVICE

- › Express sample request service.
- › Technical advice on product selection and best practice fitting guidelines.
- › Post application cleaning recommendations

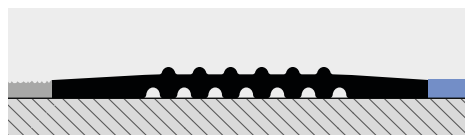
› For more information, call **+44 (0) 161 627 4222** or try one of these:



Visit quantumflooring.co.uk for CAD drawings, Easy Product Selector and much more.



Download the FREE Quantum Flooring Solutions app for Android and iOS.



Apply adhesive to the floor and base of the profile. Fit the 'thinner' floorcovering under flap with foot/flange and the 'thicker' floorcovering on the other side.



Apply adhesive to the floor and base of the profile. Fit the floorcovering under flap with foot/flange, with ramp down to the other side.



COVER JOINTS, TRIMS & THRESHOLDS

MATERIAL

- Polyvinylchloride (PVC)

COLOURS

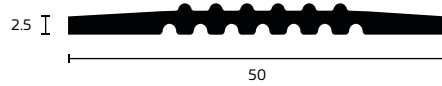
- Black
- Dark Brown
- Charcoal
- Cloud Grey
- White

For full colour options including LRVs, see page 9.

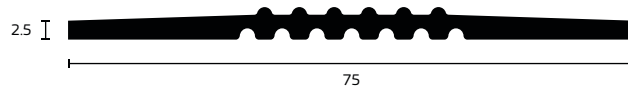
PACKING SPECS For full format and packing specifications see page 66.

DIMENSIONS All 2D images are to scale with dimensions in mm. Products subject to minor design alterations from time to time.

COVER JOINTS



QJC50

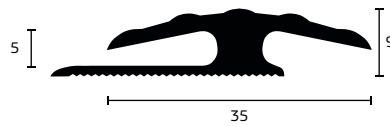


QJC75

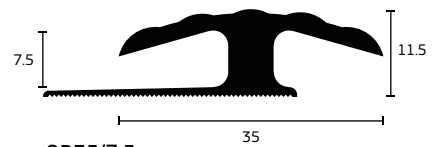


Use Cover Joints to connect vinyl.

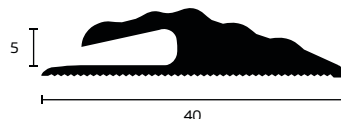
FLOOR TRIMS



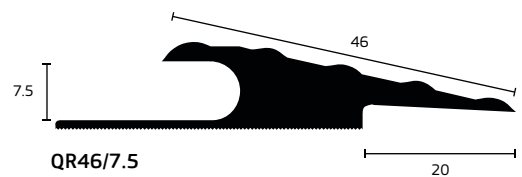
QD35/5



QD35/7.5



QR40/5



QR46/7.5



The Shower Threshold can be used on top or underneath floorcovering.

SHOWER THRESHOLD



QTR10

FLOOR TRIMS – 'TOPLINE'



The '**Topline**' range from Quantum Flooring Solutions offers a floor trim system suitable for installation in both contract and domestic locations.

The range includes a number of bases and top trim profiles to create a neat, safe and durable junction between adjacent floor finishes. The different sizes of bases and tops allow for almost all floorcovering thicknesses to be accommodated, the tops are available in a range of 7 colours to compliment any design scheme.

FEATURES & BENEFITS

- › All tops fit all bases – versatile choice of applications.
- › Co-extruded tops – slip resistant surface and high impact clip.
- › Easy to install – time saving.
- › Product combinations – all junction gauges accommodated.
- › uPVC bases – can be curved on-site.
- › Aluminium Base QAB2 – punched gripper option for carpets.
- › Easy to clean – low maintenance.
- › Wide range of colours (see page 9 for options).

SUPPORT & TECHNICAL ADVICE

- › Express sample request service.
 - › Technical advice on product selection and best practice fitting guidelines.
 - › Post application cleaning recommendations
- › For more information, call **+44 (0) 161 627 4222** or try one of these:



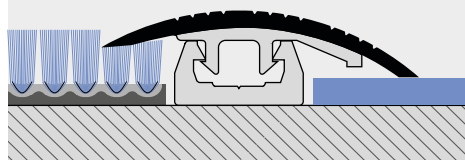
Visit quantumflooring.co.uk for CAD drawings, Easy Product Selector and much more.



Download the FREE Quantum Flooring Solutions app for Android and iOS.

Screw the pre-drilled bases to the floor between the two floorcoverings.

Position the tops in place and tap into place using a rubber mallet.



FLOOR TRIMS – 'TOPLINE'

MATERIAL

- Flexible Products
– Polyvinylchloride (PVC)
- Rigid Products
– Unplasticised Polyvinylchloride (uPVC)
- QAB1 & QAB2
– Aluminium alloy

COLOURS

Tops

- Black
- Dark Brown
- Rustic
- Regency
- Spruce
- Dark Grey
- Light Grey

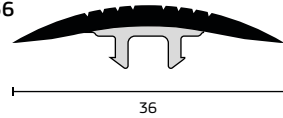
For full colour options including LRVs, see page 9.

PACKING SPECS For full format and packing specifications see page 66.

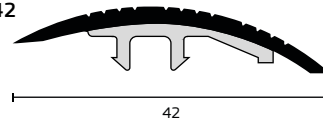
DIMENSIONS All 2D images are to scale with dimensions in mm. Products subject to minor design alterations from time to time.

TOPS

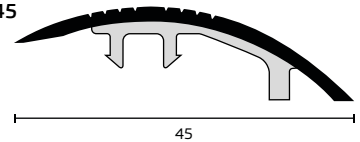
QTL36



QTR42

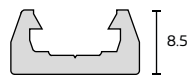


QTR45

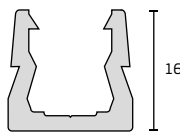


BASES – uPVC

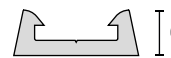
QVB1



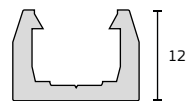
QVB2



QVB3



NEW QVB4

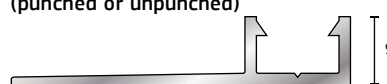


BASES – ALUMINIUM

QAB1



QAB2 (punched or unpunched)



'TOPLINE' CURVING GUIDE

Topline Transition profiles with uPVC bases (QVB1, QVB2, QVB3 or QVB4) can be curved on-site down to a radius of approximately 750 mm depending on-site conditions.


Fix the base

First mark out the curve on the sub-floor then screw fix or pin one end of the transition base (QVB1, QVB2, QVB3 or QVB4) to one end of the curve and carefully form it around the desired shape. Screw fix or pin at regular intervals to hold the curved base up to the end.

Clip in the top

Once the base is in position, finish and trim the adjoining floor coverings up to its edge. The Topline top can then be clipped into place, again by starting at one end and tapping it into the base using a rubber mallet. Tap the top into the base in this manner all along the curve, ensuring that it covers the adjoining floor coverings correctly, and that it is firmly in position so that it does not 'rock.'

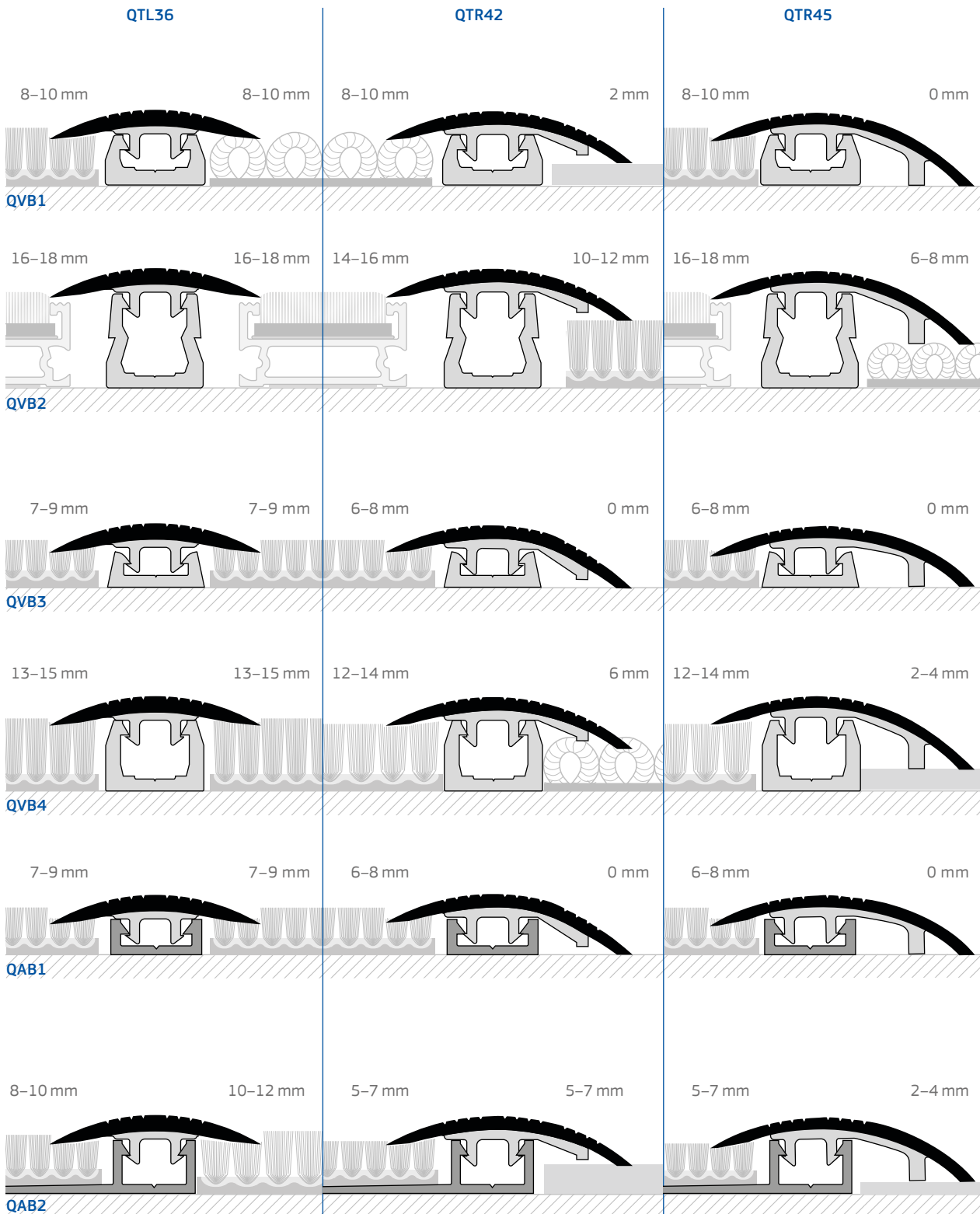
NOTE: For tight curves it can help if a hot air gun is used to gently blow hot air onto the portion to be curved. Care should be taken not to overheat the material as this can distort the profiles.



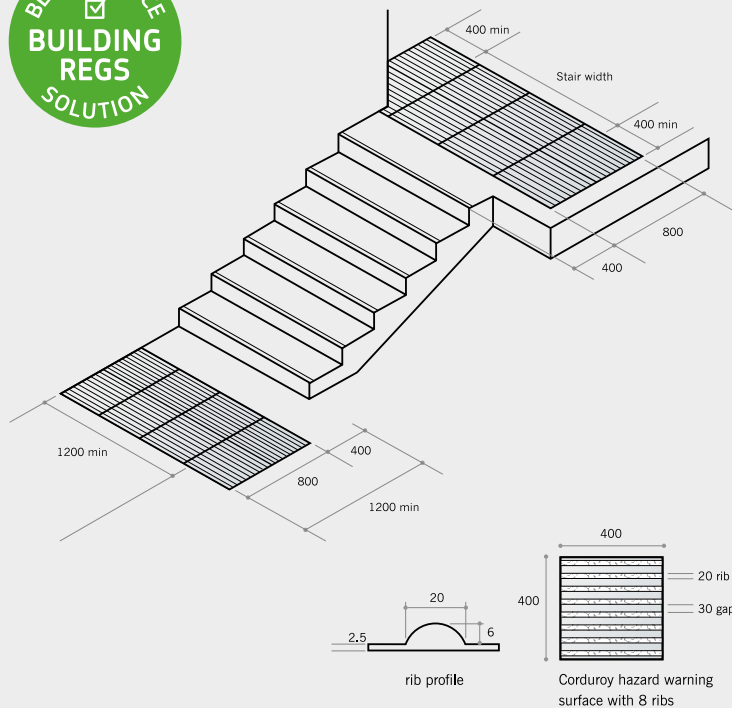
FLOOR TRIMS – 'TOPLINE'

PRODUCT COMBINATIONS

The diagrams below show examples of the different combinations of 'Topline' Floor Trims and the floorcoverings they connect.



CORDUROY TACTILES



Extract from Diagram 4
(BR Approved Document M)

BUILDING REGULATIONS APPROVED
DOCUMENT M SECTION 1.33 STATES:

“A stepped access will satisfy requirement M1 or M2 if (c) a corduroy (tactile) hazard warning surface is provided at top and bottom landings of a series of flights to give advance warning of a change in level in accordance with diagram 4”

Quantum Flooring Solutions corduroy tactiles provide ‘good practice’ solutions to the Department of Transport’s “Guidance on the use of Tactile Paving Surfaces” and the recommendations provided by the Joint Mobility Unit and the Centre for the Accessible Environment for the use of tactile surfaces to warn visually impaired people of the presence of specific hazards such as steps, level crossings or the approach to on-street light rapid transit (LRT) platforms. Tactiles convey the message ‘hazard, proceed with caution’.

PLEASE NOTE: Best Practice now states tactiles should only be used externally.

Quantum Flooring Solutions tactiles are manufactured from a mineral filled rubber elastomer to give high durability, abrasion and skid resistance.

The tiles are 400 mm square and are suitable for both internal and external applications. The corduroy tiles have a ribbed pattern to Equality Act specifications to warn of a hazard requiring caution such as steps or ramps. The surface should be laid so that the bars run transversely across the direction of pedestrian travel. The corduroy tactile should be a contrasting colour to the surrounding area.


INSTALLATION

The tiles can be installed onto most firm and clean surfaces using a good quality flooring adhesive. An epoxy flooring adhesive is recommended for most applications including fitting onto concrete, terrazzo and steel floors. Please refer to adhesive manufacturer’s instructions for further information. Tiles can be ‘set-into’ surrounding floor materials, or laid on top of an existing surface. In the latter case, the addition of a bevel trim around the edge of the tactile area is recommended.

Steps: The corduroy surface should extend across the full width of the stairs at both the top and bottom of the flight. Ribs must run across the direction of traffic on the stairs. The surface should start 400 mm from the first step. The tactiles should be laid to a depth of 800 mm and should extend at least 400 mm beyond the width of the steps on either side, if the stairs are not enclosed (see diagram above).

FEATURES & BENEFITS

- » Satisfies the requirements for access and facilities for the disabled.
- » Good anti-slip surface.
- » Simple to install.
- » **Order Code:** TCT400
- » **Colours:** Black/ Grey/ Buff/ Regency
- » **Size:** 400 x 400 mm
- » **Packing:** 4 tiles per carton
- » **Material:** Mineral filled rubber (moulded)
- » **Fitting:** Adhesive
- » **Cleaning:** Wipe with mild detergent and allow to dry before use.





QUANTUM ENTRANCE MATTING



Industry research has shown that 94% of all dirt that enters a building is brought in on the soles of shoes or by wheeled traffic. This dirt creates a health and safety issue due to the increased risks of slips, trips or falls. By specifying the correct type of entrance matting this risk can be significantly reduced.

MATTING SPECIFICATION AND BUILDING REGULATIONS

“The entrance flooring system should scrape, wipe and retain soil, making contact with both feet of people entering the building” – BS7953: 1999 part 5

“Buildings need to be easily accessible for all therefore mats should be recessed where ever possible” – Equality Act 2010

“Entrance matting helps to drastically low slip risk” – BS7976-2

“HSE advises against loose lay mats as they cause a trip hazard” – HSE

Well specified and installed entrance matting will reduce the risk of Slips, Trips and Falls, and help to prolong the life of floorcoverings and therefore reduce associated maintenance costs.

Quantum Flooring Solutions offers a range of entrance matting, which can be ordered through Quantum Distributors. A free on-site measuring service is available, which means that once a Quantum Entrance Mat is specified, the product will be made to the correct size, and will fit when delivered to site.

For more information, call **+44 (0) 161 627 4222**.

FEATURES & BENEFITS

- › 5-year guarantee.
- › Reduced cleaning cost.
- › Significantly lowers the risk of slips, trips and falls.
- › Simple to specify, NBS Plus details available.
- › Rollable easy clean mats available.
- › Virtually no landfill during the manufacturing process.

QUANTUM ENTRANCE MATTING







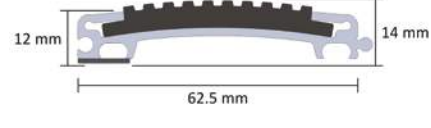



PROFILES AVAILABLE

Quantum Closed Matting – available in 12 mm & 17 mm heights



Quantum Open Matting – available in 10 mm & 17 mm



 <p>12 mm Closed with textile insert</p>	 <p>10 mm Open with textile insert</p>
 <p>17 mm Closed with textile insert</p>	 <p>17 mm Open with textile insert</p>
 <p>12 mm Closed with rubber insert</p>	 <p>10 mm Open with ribbed rubber</p>
 <p>17 mm Closed with rubber insert</p>	 <p>17 mm Open with ribbed rubber</p>

COLOURS AVAILABLE




Azure



Navy Blue



Ochre




Spice Brown




Taupe



Espresso




Silver Grey



Anthracite



Mouse Grey



Bronzestone



Raven Black



Warm Black

FRAMES AVAILABLE

Recessed and ramped aluminium frames available to suit all situations.

EXAMPLE SPECIFICATION STATEMENT

“Quantum Flooring Solutions, Closed Matting, 12 mm, Textile Insert, Warm Black, recessed with frame to suit. The mat location and size is to be measured by Quantum Flooring Solutions using their on-site measuring service.”

ACCESS EXPERTS

Quantum Flooring Solutions is involved with key access organisations in the UK including the National Register of Access Consultants, Access Association and Centre for Accessible Environments. This involvement includes presenting CPD content, supporting events and giving guidance on product selection. Support services available include:

In-office or online CPD:

Learn how Stair Nosings help to make stairs safe and meet Building Regulation guidelines.

To book call **+44 (0) 161 622 7444** or email info@quantumflooring.co.uk.



Research & White Papers:

Visit quantumflooring.co.uk for access to all the latest industry research.



Specification Support:

Need advice on access? Give us a call and we can help find the answers to the questions you may have. Call on **+44 (0) 161 622 7444**.



Quantum Flooring Solutions believe in developing solutions rather than just selling products. Therefore, we'll be able to help answer any access related questions you may have. We also have access to a substantial range of access and fire safety products for larger projects, such as the full Ecoglo product range.

Quantum Flooring Solutions works to support:

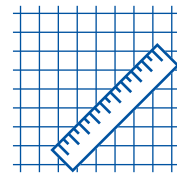


A HELPING HAND FROM QUANTUM FLOORING SOLUTIONS

Design Service:

With an in-house design and tooling resource Quantum Flooring Solutions is able to offer a bespoke profile service that can produce floor trim products to provide individual solutions for which, along with a bespoke colour matching service, minimum order quantities may apply.

To find out more email technical@quantumflooring.co.uk.



Quantum Flooring Solutions App:

Quantum Flooring Solutions is proud to be the first flooring accessories manufacturer to release an app which is designed to assist both Flooring Contractors and Specifiers. The app includes a product selector functionality and can be downloaded from both the iTunes App Store and the Android App Store.

Just search for 'Quantum Flooring' in either store.



Product Show Case:


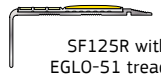
An informal opportunity for us to come and show our product range to you, we'll be able to help with any project related questions.

To book call **+44 (0) 161 622 7444** or email info@quantumflooring.co.uk.



TESTING

1) SLIP RESISTANCE TESTS

Tread	Material	Example	Environment			Slip Resistance (PTV Values)	Stair Nosing Ranges
Standard Grip	PVC	 SF125R	Interior	Dry	Low / Medium traffic	62+ Dry 45+ Wet	Q, Z, S & H
EcoGlo	Silicon Carbide	 SF125R with EGO-51 tread	Interior / Exterior	Dry / Wet	Heavy traffic	76+ Dry 67+ Wet	S & H

Treads tested independently by Grip Potential Ltd. Using the pendulum test (BS7976-2 Test Certificate) adhering to UKSRG, HSE and CIRIA guidelines on pedestrian slip risk assessment.

2) PHOTOLUMINESCENT PROPERTIES TESTS

Product	Test	Activation Time	Hours of Visibility
Standard Photoluminescent tread	Fluorescent charging of Standard Photoluminescent Material In a reasonably lit area (150 lux, 4000K)	30 minutes	1 hour
EcoGlo Photoluminescent tread	Fluorescent charging of Ecoglo Material In a reasonably lit area (150 lux, 4000K)	30 minutes	7 hours

3) LRV COLOUR TESTS

All LRV values have been independently verified by NCS UK Limited. Quantum Flooring Solutions offers a selection of tread and Stair Nosing colours with LRVs ranging from black at 5 to white at 81.

4) OTHER TESTING

Quantum Flooring Solutions are continually testing their products. If there is a particular test you require, it is likely we have completed it. For more information call **+44 (0) 161 622 7444** or email **info@quantumflooring.co.uk**.

Environmental Policy Statement

Quantum Profile Systems Ltd is based at Salmon Fields, Royton, Oldham. The company manufactures a range of products from polyvinyl chloride (PVC) and aluminium for use in the construction industry. The key manufacturing process is the extrusion of PVC.

The company recognises that its processes and products impact on the environment so is committed to improve its performance through the implementation of an Environmental Management System. This system will provide continual improvement and prevention of pollution. It is the policy of the company to take such actions as are relevant and practical in order to protect the Environment. The Environment includes the atmosphere, land, water, people, plants and animals. In order to achieve this ambition the company shall:

- » Have an effective Environmental Management System that implements all policies and procedures associated with environmental and related issues.
- » Endeavour to minimise any adverse impact on the Environment by giving careful consideration to the total life impact of all materials used.
- » Regularly review and establish environmental objectives and targets for the reduction in the use of energy and resources.
- » Implement waste reduction and material recycling programmes.
- » Comply with all applicable legal requirements and other requirements to which the organisation subscribes.
- » Communicate this policy to all personnel, suppliers, customers and neighbours and take into account any concerns from interested parties.
- » Ensure that all employees are aware of this policy and are trained in their environmental responsibilities.

BREEAM and LEED

BREEAM (Building Research Establishment Environmental Assessment Methodology), first published by the Building Research Establishment (BRE) in 1990, is the world's longest established method of assessing, rating, and certifying the sustainability of buildings.

According to the BRE, Stair Nosings and Flooring Accessories do not gain credits under the Green Guide Specification, since they do not enhance any of the categories within the BREEAM Scheme. However, in the context of sustainable construction in the wider sense, specifiers are becoming increasingly more 'green' conscious and do refer to measures such as global warming potential, water extraction, waste and ozone depletion when making product selection. Consequently, leading manufacturers such as Quantum Flooring Solutions are taking steps to profile their products against these measures, whether or not they have an impact on BREEAM ratings, and are working to ensure Lean and environmentally sustainable processes are applicable to their products.

LEED (Leadership in Energy and Environmental Design) is a green building certification that originated from the United States identical to the BREEAM system in the UK. It grew from one standard for new construction to a comprehensive system of interrelated standards covering aspects from the design and construction to the maintenance and operation of buildings since its start in the year 1994. By now LEED is one of the most popular green building certification programs used worldwide. The Architects' Journal states in one of their articles (28/02/2013) that "New research by the Architects Journal shows the LEED sustainable building certification system dominates everywhere except in the UK".

Both systems aim to ensure an environmentally friendly and sustainable approach for new builds and refurbishments.

REACH

REACH (Registration, Evaluation, Authorisation and Restriction of Chemicals) is an EC Regulation that has direct effect in the UK. It came into force on 1 June 2007 and replaced a number of European Directives and Regulations with a single system for registering, evaluating, authorizing and restricting chemicals. All QPSL products meet and comply with the latest REACH guidelines.

SECTOR SOLUTIONS

The flooring accessory products available from Quantum Flooring Solutions have been designed to be used over a complete cross section of building sectors. The list of sectors below is indicative of the versatility of the profiles that can meet the requirements of so many different installations. In some cases specialised profiles meet specific sector needs (e.g. ramped or lipped back stair nosings in Healthcare or Educational environments).



RESIDENTIAL



OFFICES



HEALTHCARE



EDUCATION



RETAIL



HOTEL & LEISURE



PUBLIC SECTOR



TRANSPORT

This guide shows the full range of accessory products on offer for all sectors, however if technical advice is required for any specific application then free assistance is available from:

quantumflooring.co.uk

Or by contacting:

technical@quantumflooring.co.uk.

INTERNATIONAL & EXPORT

Quantum Flooring Solutions' products have been installed in many world class international projects, including major airports, sports grounds around the world and offices used by blue chip companies.

HOW WE WORK:

- » International samples and support
- » Specification guidance
- » Partnerships to make sure product is delivered on time



NEXT STEPS?

- » Help with a specification?
- » Become an international partner?
- » Locate a local Distributor?
- » Request a sample?

Call **+44 (0) 161 627 4222**
or email info@quantumprofilesystems.com







SUPPORTED BY:



PROUD TO BE A BRITISH MANUFACTURER:



INTERNATIONAL PROJECTS

<p>American Embassy, Doha, Qatar</p>  <p>PUBLIC SECTOR</p>	<p>Barwa Al Khor Housing Development, Qatar</p>  <p>RESIDENTIAL</p>	<p>Aspetar Hospital Refurbishment, Qatar</p>  <p>HEALTHCARE</p>
<p>Kuwait International Airport, Kuwait</p>  <p>TRANSPORT</p>	<p>Normandy Barrière Hotel, France</p>  <p>HOTEL & LEISURE</p>	<p>Qatar Music Academy, Qatar</p>  <p>EDUCATION</p>

PACKING SPECIFICATIONS

Codes in brackets (e.g. [QR33/4.5]) are former product codes.

STAIR NOSINGS

FORMAT	STAIR NOSING RANGE					STAIR NOSING MATERIAL	
	Q	S	H	Z	FLEXIBLE	Alum	uPVC
Cut to size	✓	✓	✓	✓	✓	✓	✓
Stock lengths	✓	✓	✓	✓	✓	✓	✓
Drilled & plugs	✓	✓	✓	✓		✓	✓
Undrilled	✓	✓	✓	✓		✓	✓
Pre-cut packs (15 x 1.22 m)	n/a	n/a	n/a	✓		✓	n/a

ACCESSORY	PACKING SPEC
Angles (UTA / UTP)	Boxes of 20 or singles
Treadsteps	2.7m stock length or cuts
QET50/35 (35 mm wide external Stair Nosing tread tape)	4 x 50 m rolls
QET50/48 (48 mm wide external Stair Nosing tread tape)	3 x 50 m rolls
QT100/35 (35 mm wide internal Stair Nosing tread tape)	4 x 100 m rolls
QT100/48 (48 mm wide internal Stair Nosing tread tape)	3 x 100 m rolls

PVC ACCESSORIES & TRIMS

CODE	PACKING SPEC	CODE	PACKING SPEC	CODE	PACKING SPEC
CCFM1	50	Q150 50 [EC9]	20 x 2 m	QT50/55 (Contact Tape)	4 x 50 m
CCFM2	50	Q100 50 2 SI [EC14 (2 mm)]	14 x 2 m	QT50/85 (Contact Tape)	3 x 50 m
CCF1	20 x 2 m	Q100 50 2 SIC (as above Coiled)	1 x 16 m coil	QZ100 50 [ZEC5]	30 x 2 m
EB1	2 x 32 m coils	Q100 50 2.5 SI [EC14 (2.5 mm)]	14 x 2 m	QZ100 SOC (as above Coiled)	32 m coil
EB3	32 m coil	Q100 50 2.5 SIC (as above Coiled)	1 x 16 m coil	QZ100 50 2 SI [ZEC14 (2 mm)]	14 x 2 m
EB4	32 m coil	Q100 50 3.2 SI [EC14 (3.2 mm)]	14 x 2 m	QZ100 50 2 SIC (as above Coiled)	1 x 16 m coil
EB12	16 m coil	Q150 50 2 SI [EC8 (2 mm)]	14 x 2 m	QZ100 50 2.5 SI [ZEC14 (2.5 mm)]	14 x 2 m
EC15	40 x 2 m	Q150 50 2.5 SI [EC8 (2.5 mm)]	14 x 2 m	QZ100 50 2.5 SIC (as above Coiled)	1 x 16 m coil
ECC5	20 x 2 m	QCC1	40 x 2 m	QZ100 50 3.2 SI [ZEC14 (3.2 mm)]	14 x 2 m
ECF2	50 x 2 m	QCC2	30 x 2 m	TCT400 (5 day lead time)	Boxes of 4
ECF4	40 x 2 m	QCC3	50 x 2 m	UCS1	40 x 2 m
ECS4	4 x 25 m coils	QCF35	40 x 2 m	UCS2	40 x 2 m
EFA75	10 x 2 m	QCF45 NEW	40 x 2 m	UCS2 (Coiled)	3 x 25 m coils
Q50 50 [EC1]	40 x 2 m	QCT1 (Rigid)	50 x 2 m	Weldrod (Coiled)	6 x 80 m coils
Q60 SOC [EC6 (Coiled)]	2 x 32 m coils	QCT1 (Flexible)	50 x 2 m	ZECF4	40 x 2 m
Q75 50 [EC3]	40 x 2 m	QFA20 NEW	1 x 25 m	ZQCC1	40 x 2 m
Q100 50 [EC5]	30 x 2 m	QT50/15 (Contact Tape)	16 x 50 m	ZUCS1	40 x 2 m
Q100 SOC (as above Coiled)	32 m coil	QT50/25 (Contact Tape)	10 x 50 m		

TRANSITIONS

CODE	PACKING SPEC	CODE	PACKING SPEC	CODE	PACKING SPEC
QAB1	10 x 2.75 m	QMS2	10 x 2 m	QT600 [QR38/6]	50 x 2 m
QAB2 (Punched)	10 x 2.75 m	QMS3	3 x 25 m	QTL36	10 x 2.75 m
QAB2 (Unpunched)	10 x 2.75 m	QR40/5	25 x 2 m	QTR10	5 x 2 m
QCJ50	3 x 15 m	QR46/7.5	20 x 2 m	QTR42	10 x 2.75 m
QCJ75	2 x 15 m	QT200 [EBS1]	5 x 25 m	QTR45	10 x 2.75 m
QD35/5	25 x 2 m	QT200/50 [EBS4]	3 x 25 m	QVB1	10 x 2.75 m
QD35/7.5	25 x 2 m	QT250 [EBS2]	5 x 25 m	QVB2	10 x 2.75 m
QFT450 [FR33/4.5]	50 x 2 m	QT320 [EBS3]	5 x 25 m	QVB3	10 x 2.75 m
QFT600	50 x 2 m	QT450 [QR33/4.5]	50 x 2 m	QVB4 NEW	10 x 2.75 m
QMS1	20 x 2 m	QT450/25 [EBS5]	5 x 25 m	TACTILES	Boxes of 4 or singles

EXAMPLE PRODUCT SPECIFICATION STATEMENTS

Q-RANGE STAIR NOSINGS

“Quantum Flooring Solutions Q-Range Stair Nosing (**QR-...**) with (**colour**) all over PVC tread material cut and drilled to size. Install using standard fixing method in accordance with the manufacturer’s instructions.”

Additional option:

“Use Quantum Flooring Solutions’ QSMS free on-site measuring service to determine the Stair Nosing cut sizes required.”

ALUMINIUM STAIR NOSING (S, H & Z)

“Quantum Flooring Solutions Aluminium Stair Nosing (**product code**) with (**colour**) PVC tread material cut and drilled to size. Fix using standard/secret fixing method in accordance with the manufacturer’s instructions.”

Additional option:

“Use Quantum Flooring Solutions’ QSMS free on-site measuring service to determine the Stair Nosing cut sizes required.”

PVC ACCESSORIES

“Quantum Flooring Solutions PVC accessories (**product code**) with (**colour**). Fix using standard fixing methods in accordance with the manufacturer’s instructions.”

Full specifications for all of our Quantum Flooring Solutions’ products can be found on:

RIBA Product Selector



and NBS Plus



bit.ly/10cIv6z

SUBJECT INDEX

A

Access Experts60
 App 10, 61
 Anodising32

B

Bevel Strips
 (Flexible PVC)50
 Bespoke finishes32
 Brass effect32
 BREEAM64
 Buffer Strips42–43
 Building Regulations
4–5, 57

C

Capping Strips44
 Case Studies
 inside cover & 65
 Chrome effect32
 Colours 4, 9
 Corduroy Tactiles57
 Corner Profiles43
 Corner Mitres46
 Cove & Cap Solution.....46
 Cove Formers44
 Cover Joints52
 CPD10
 Curved Stair Nosing32

D

Dacatie3

E

Ecoglo7, 30, 62
 Entrance Matting58–59
 Environmental Policy
 Statement64
 Example Specification
 Statements67
 Export65

F

Fabrication (Stair Nosing)
32
 Finishes (Stair Nosing)32
 Fitting (Stair Nosing)34
 Flat Skirtings42
 Flexible
 PVC Stair Nosing28
 Floor Trims52
 Floor Trims 'Topline'
54–56
 Floormitres46

H

H-Range Stair Nosings22
 Help & Support61

I

Installation options (Stair
 Nosing)34
 International65

L

Lean3
 LEED64
 LRV4, 9, 62

M

Matting.....58–59
 Measures (Stair Nosing)
33
 Mitred Stair Nosing32

N

Nap Trims23

P

Packing Specifications66
 Photoluminescent Stair
 Nosing Tread7, 30, 62
 PVC Accessories35–46
 PVC Colours.....9

Q

Q-Range Stair Nosing14
 QLean Solutions.....3
 QPSL3
 QSMS33
 Quicksilver32
 Qwood3

R

Ramp Trims
 (Flexible PVC)50
 REACH64

S

S-Range Stair Nosing18
 Samples10
 Secret Fixing (Stair Nosing)
34
 Sector Solutions65
 Set-In Skirting
 (Flexible PVC)40
 Shower Threshold52
 Sit-On Skirting
 (Flexible PVC)38
 Skirtings36–43
 Slip Resistance5, 62
 Specification Support10
 Specification
 – Safe Stairs8
 Specification
 – Stair Nosing6–7
 Specification
 – Transitions49
 Stair Edging Angles31
 Stair Edging Trims31
 Stair Nosing Fabrication
32
 Stair Nosing Finishes32
 Stair Nosing Measures33
 Stair Nosings11–34
 Stair Nosings Technical
13
 Stairway Specification
4–5
 Sustainability63

T

Tactiles5, 57
 Testing62
 'Topline' Floor Trims ..54–56
 'Topline' Curving Guide.....55
 Transitions47–59
 Tread colours9
 Treadsteps Bull Nose31
 Treadsteps Discs31
 Treadsteps Slanted31
 Treadsteps Straight31

U

Universal Stair Edging
 Trims31

W

Weldrod41
 Wet Room Accessories
 Solution37
 Why Quantum?2

Z

Z-Range Stair Nosing26

PRODUCT INDEX

B

BB25	31
BB38	31
BB50	31
BB63	31
BB75	31

C

CCF1	45
CCFM1	46
CCFM2	46

D

DC25	31
DC38	31
DC50	31

E

EB1	43
EB12	43
EB3	43
EB4	43
EC15	39
ECCS	45
ECF2	45
ECF4	45
ECS4	45
EFA75	43
EGLO-31	30
EGLO-32	30
EGLO-33	30
EGLO-34	30
EGLO-35	30
EGLO-36	30
EGLO-51	30
EGLO-52	30
EGLO-53	30
EGLO-54	30
EGLO-55	30
ESN1	29
ESN11	29
ESN13	29
ESN3	29
ESN5	29
ESN7	29
ESN8	29
ESN9	29

H

HB1	25
HB157	25
HB2	25
HC255	24
HF1	23
HF153	23
HF2	23
HG1	17, 23-25
HR1	24
HR153	24
HR2	24

L

LL13	31
LL25	31
LL38	31
LL50	31
LL63	31
LL75	31

Q

Q100 50 2 SI	41
Q100 50 2 SIC	41
Q100 50	39
Q100 SOC	39
Q150 50 2 SI	41
Q150 50	39
Q50 50	39
Q60 50	39
Q60 SOC	39
Q75 50	39
QAB1	55-56
QAB2	55-56
QCC1	45
QCC2	45
QCC3	45
QCF35	45
QCF45	45
QCJ50	53
QCJ75	53
QCT1 (Flexible)	45
QCT1 (Rigid)	45
QD35/5	53
QD35/7.5	53
QFA20	43
QFT450	51
QFT600	51
QMS1	51

QMS2	51
QMS3	51
QR40/5	53
QR46/7.5	53
QR-HB136	17
QR-HC1	17
QR-HF1	17
QR-HF153	17
QR-HR1	17
QR-SB136	16
QR-SB136R	16
QR-SC140	16
QR-SC140R	16
QR-SF1	15
QR-SF125R	15
QR-SF153	15
QR-SF153R	15
QR-SR1	16
QR-SR125R	16
QRu-HF1	17
QRu-HR1	17
QRu-S125R	15
QRu-SF1	15
QRu-SR1	16
QRu-SR125R	16
QT200	51
QT200/50	51
QT250	51
QT320	51
QT450	51
QT450/25	51
QT600	51
QTL36	55-56
QTR10	53
QTR42	55-56
QTR45	55-56
QVB1	55-56
QVB2	55-56
QVB3	55-56
QVB4	55-56

S

SB1	21
SB136	21
SB2	21
SF1	19
SF125R	19
SF126L	19
SF153	19
SF160R	19
SF225R	19

SF226L	19
SR1	20
SR125R	20
SR126L	20
SR153	20
SR160R	20
SR225R	20
SR226L	20
SS25	31
SS38	31
SS50	31
SS63	31
SS75	31

T

TAB 1	31
TAB 2	31
TCT400	57

U

UCS1	45
UCS2	45
UTA	31
UTP	31

Z

ZB1	27
ZF1	27
ZF2	27
ZHB1	27
ZHF1	27
ZHR1	27
ZR1	27
ZR2	27

STAIR NOSINGS

PVC ACCESSORIES & TRIMS

PVC TRANSITION PROFILES



FOR SALES & TECHNICAL SUPPORT CALL:

+44 (0) 161 627 4222



Quantum Profile Systems Ltd
Salmon Fields, Royton, Oldham, OL2 6JG, UK
tel: +44 (0) 161 627 4222 fax: +44 (0) 161 627 4333
info@quantumflooring.co.uk quantumflooring.co.uk



PART OF  QPSL LEAN, GREEN, SAFE & CLEAN

QPSL Group strives for continuous improvement in our environmental, health and safety management systems and in the environmental quality of our products, processes and services.

Details correct at time of publication but please visit the website for the latest product information.